



**ANNUAL STATEMENT**  
**OF**  
**CITYPLANS, INCORPORATED**

*3/F Floor Cityland Condo 10  
Tower 2 H.V. Dela Costa St.,  
Salcedo Village, Makati City*

Submitted to the  
**INSURANCE COMMISSION**  
Manila, Philippines

For the Year Ended  
**DECEMBER 31, 2022**

PRE-NEED

**ANNUAL STATEMENT for the Year Ended December 31, 2022 of**

**CITYPLANS, INCORPORATED**

**Table of Contents**

Page No.

1 **COMPANY INFORMATION**

**EXHIBITS:**

2	1	Balance Sheet
3	2	Income Statement
4	3	Summary of Monthly Deposits to the Trust Fund - Per Trustee, Per Plan
5	4	Summary of Monthly Withdrawals from the Trust Fund - Per Trustee, Per Plan
6	5	Summary of Monthly Sales
7	6	Serialim List of In-force Policies
8	7	List of Availing Plans for the Succeeding Year
9	8	List of Claims / Benefits Filed

**SCHEDULES:**

10	1	Investments in Trust Funds
11	2	Insurance Premium Fund (IPF)
	3	Corporate Assets
12	3-1	Corporate Assets - Government Securities
13	3-2	Corporate Assets - Cash on Hand and in Banks
14	3-3	Corporate Assets - Mutual Funds/UITF
15	3-4	Corporate Assets - Short Term Investments
16	3-5	Corporate Assets - Corporate Bonds
17	3-6	Corporate Assets - Mortgage Loans
18	3-7	Corporate Assets - Planholders' Loans
19	3-8	Corporate Assets - Stocks
20	3-9	Corporate Assets - Real Estate
21	3-10	Corporate Assets - Other Investment
22	3-11	Corporate Assets - Accrued Investment Income
23	3-12	Corporate Assets - Accounts/Notes Receivable
24	3-13	Corporate Assets - Property and Equipment
25	3-14	Corporate Assets - Inventories
26	3-15	Corporate Assets - Other Assets
27	4	Insurance Premium Reserve
28	5	Other Reserves
29	6	Planholders' Benefits Payable
30	7	Planholders' Deposits
31	8	Counselors' Bond Reserves
32	9	Accounts / Notes Payable
33	10	Taxes Payable
34	11	Accrued Expenses
35	12	Other Liabilities
36	13	Stockholders' Equity Account

37 **APPENDIX: Summary of Invested Assets**

38 **CERTIFICATION, NOTARIZED AND SEALED**

**Date of Filing: April 28, 2023**

**Company Representative/Contact No.: RUDY GO / 8893-6060 LOCAL 231**

**IC Representative/Examiner**

**ANNUAL STATEMENT for the Year Ended December 31, 2022 of  
CITYPLANS, INCORPORATED**

License Number: PN-2023-10-R	Date of Issue: January 1, 2023
SEC Registration Number: 156675	Date of Issue: October 27, 1988
Date of Incorporation: October 27, 1988	Commenced Business on: September 17, 1990
Tax Identification Number: 000-527-090-000	
Home Office Address: 3/F Cityland Condo.10 Tower 2, 154 H.V. Dela Costa St., Salcedo Village, Makati City	
Telephone Number: 8819-1111 / 8893-6060 loc. 327	FAX Number: 8892-8656 / 8813-1832
Email Address: cityplans_inc@yahoo.com	Website: www.cityplansinc.com

**MEMBERS OF THE BOARD, OFFICERS AND EMPLOYEES**

Position	Name	Nationality	Terms of Office	
			From	To
Chairman	Josef C. Gohoc	Filipino	2022	Present
Vice-Chairman	None			
Members	Jefferson C. Roxas	Filipino	2022	Present
	Joel C. Gohoc	Filipino	2022	Present
	Emma A. Choa	Filipino	2022	Present
Independent Directors:	Mr. Wilfred S. Tiu	Filipino	2010	Present
	Ms. Ma. Victoria S. De Guzman	Filipino	2022	Present
President	Mr. Jefferson C. Roxas	Filipino	2022	Present
Vice-President	Mr. Joel C. Gohoc	Filipino	2022	Present
Secretary	Mrs. Jocelyn C. De Asis	Filipino	2013	Present
Treasurer	Mr. Joel C. Gohoc	Filipino	2022	Present
General Manager	None			
Actuary	Actuarial Advisers Inc.	Filipino	2015	Present
Department Heads:				
Underwriting	)			
Sales	)			
Investments	Mrs. Therese Raimunda A. Anoos	Filipino	2022	Present
Administration	)			
Claims	)			
Chief Accountant	Mr. Rudy Go	Filipino	2015	Present
Internal Auditor	Mrs. Dorothy Uy So	Filipino	1988	Present
External Auditor	SGV & Co.	Filipino	1988	Present
Compliance Officers:				
	Mr. Rudy Go	Filipino	2015	Present
Trustees:				
	Philippine National Bank	Pension	1271P-031265-045418	
	Union Bank of the Philippines	Pension	PH 1C021 026	
Number of Salaried Officers	None	Number of Salaried Employees	1 (as of Dec. 31, 2022)	
Number of Branches	None	Number of Sales Counselors	0	
Branch Office Address:	N/A	Name of Manager:	N/A	





ANNUAL STATEMENT for the Year Ended December 31, 2022 of CITYPLANS, INCORPORATED

Exhibit 1 - BALANCE SHEET

ASSETS	CURRENT YEAR	PREVIOUS YEAR	DIFFERENCE		REMARKS <i>(the cause of abrupt increase/decrease, 10% or more, should be indicated)</i>
			AMOUNT	PERCENTAGE	
1. Investments in Trust Funds (Schedule 1)	33,838,428.41	41,715,371.24	(7,876,942.83)	(18.88%)	Decrease was due to withdrawals made during the year.
2. Insurance Premium Fund (Schedule 2)	100,000.00	100,000.00	-	-	
3. Corporate Assets: - Government Securities (Schedule 3-1)	11,600,000.00	116,800,000.00	(105,200,000.00)	(90.07%)	Decrease was due to shift in placements to Short-term investments.
4. -Cash on Hand and in Banks (Schedule 3-2)	49,538,716.12	48,907,050.18	631,665.94	1.29%	
5. -Mutual Funds/UITF (Schedule 3-3)	-	-	-	-	
6. -Short Term Investments (Schedule 3-4)	109,600,000.00	-	109,600,000.00	100.00%	Increase was due to shift of placements from Government Securities.
7. -Corporate Bonds (Schedule 3-5)	-	-	-	-	
8. -Mortgage Loans (Schedule 3-6)	-	-	-	-	
9. -Planholders' Loans (Schedule 3-7)	-	-	-	-	
10. -Stocks (Schedule 3-8)	12,821,031.11	12,797,741.09	23,290.02	0.18%	
11. -Real Estate (Schedule 3-9)	107,259,906.68	95,742,856.29	11,517,050.39	12.03%	Increase was due to the turn-over of units in One Taft Residences.
12. -Other Investment (Schedule 3-10)	-	-	-	-	
-Accrued Investment Income (Schedule 3-11)	1,153,175.54	427,617.35	725,558.19	169.67%	Increase in accrual of interest income was due to longer placement terms and higher interest rates.
13.					
14. -Accounts/Notes Receivable (Schedule 3-12)	20,059,676.35	21,310,408.79	(1,250,732.44)	(5.87%)	
15. -Property and Equipment (Schedule 3-13)	-	-	-	-	
16. -Inventories (Schedule 3-14)	-	-	-	-	
17. -Other Assets (Schedule 3-15)	2,099,383.13	21,077,483.12	(18,978,099.99)	(90.04%)	Decrease was due to reclassification of assets from "Other Assets" to "Investment properties" as a result of the turn over of units in One taft Residences.
<b>18. Total Assets</b>	<b>348,070,317.34</b>	<b>358,878,528.06</b>	<b>(10,808,210.72)</b>	<b>(3.01%)</b>	
<b>LIABILITIES</b>					
19. Pre-need Reserves (Exhibit 6- Seriatim List)	23,833,016.94	36,319,707.50	(12,486,690.56)	(34.38%)	Decrease in these accounts was due to the increase in terminated and matured plans.
20. Insurance Premium Reserve ( Schedule 4)	45,243.70	70,340.39	(25,096.69)	(35.68%)	
21. Other Reserves (Schedule 5)	137,117.25	300,110.35	(162,993.10)	(54.31%)	
22. Planholders' Benefits Payable ( Schedule 6)	4,887,027.10	5,794,888.69	(907,861.59)	(15.67%)	Decrease in unclaimed benefits of planholders.
23. Planholders' Deposits (Schedule 7)	3,201.80	3,201.80	-	-	
24. Counselors' Bond Reserves (Schedule 8)	2,733.30	2,733.30	-	-	
25. Accounts/Notes Payable (Schedule 9)	2,937,324.46	3,164,682.00	(227,357.54)	(7.18%)	
26. Taxes Payable (Schedule 10)	61,851.52	137,210.65	(75,359.13)	(54.92%)	Due to the decrease in withholding taxes in compensation benefits.
27. Accrued Expenses (Schedule 11)	219,998.81	1,165,718.15	(945,719.34)	(81.13%)	Decrease was due to the settlement of accrual of sick leave of the retired employee.
28. Other Liabilities (Schedule 12)	1,222,346.89	1,620,139.85	(597,792.96)	(32.84%)	Decrease in the account was due to the remeasurement of deferred income taxes as an effect of NOLCO.
<b>29. Total Liabilities</b>	<b>33,349,861.77</b>	<b>48,778,732.68</b>	<b>(15,428,870.91)</b>	<b>(31.63%)</b>	
<b>STOCKHOLDERS' EQUITY</b>					
30. Paid-up Capital Stock (Schedule 13)	158,125,000.00	158,125,000.00	-	-	
31. Additional Paid-in Capital (Schedule 13)			-	-	
32. Deposit for Future Subscription (Schedule 13)			-	-	
33. Special Surplus Funds:					
34. Fluctuation/Revaluation Reserve - Trust Funds	75,627.59	203,935.30	(128,307.71)	(62.92%)	Decrease in market price of shares of stock.
35. Fluctuation/Revaluation Reserve -Corporate Assets	8,614,325.68	8,591,035.66	23,290.02	0.27%	
36. Retained Earnings - Trust Fund	1,384,782.66	1,384,782.66	-	-	
37. Retained Earnings - Corporate Assets	148,249,265.16	140,940,261.09	7,309,004.07	5.19%	
38. Accumulated Re-measurement on Defined Benefit Plan	(355,774.01)	(427,490.51)	71,716.50	(16.78%)	Decrease was due to the decline in the loss for the year.
39. Fluctuation/ Revaluation Reserve- ITF	(1,372,771.51)	1,282,271.18	(2,655,042.69)	(207.06%)	Decline in this account was due to recording of Investments in Trust Funds based on the actual trust fund balance.
<b>40. Total Stockholders' Equity</b>	<b>314,720,455.57</b>	<b>310,099,795.38</b>	<b>4,620,660.19</b>	<b>1.49%</b>	
<b>41. Total Liabilities &amp; Stockholders' Equity</b>	<b>348,070,317.34</b>	<b>358,878,528.06</b>	<b>(10,808,210.73)</b>	<b>(3.01%)</b>	

**ANNUAL STATEMENT for the Year Ended December 31, 2022 of CITYPLANS, INCORPORATED**

**Exhibit 2- INCOME STATEMENT**

(Accrual Basis)

Premiums		P	(8,079,982.03)	a
Increase(Decrease) in Pre-Need Reserves				b
Increase(Decrease) in Insurance Premium Reserves			-	c
Increase(Decrease) in Other Pre-Need Reserves			12,486,690.00	d
*Other Direct Income (ex. Processing fees, surcharges, etc.)			-	e
<b>Total Direct Income (a ± b ± c ± d + e)</b>			<b>4,406,707.97</b>	<b>f</b>
Less: Benefit Payments (Surrenders, maturities, lapsed, terminated, etc.)	P	1,248,654.10		g.1
Commissions Expenses				g.2
*Other Direct Expenses (insurance , discount, overrides, bonus, etc.)		145,618.69		g.3
<b>Total Direct Expenses (g.1 + g.2 + g.3)</b>			<b>1,394,272.79</b>	<b>g</b>
Gain/(Loss) (f - g)			<b>3,012,435.18</b>	<b>h</b>
Plus: Interest/Income Earned from the following Trust Fund/Placements/Investments.				
(Gross of Final Taxes)				
Government Securities		847,399.45		i.1
Cash on hand and in Bank		2,811,392.63		i.2
Mutual Funds/UITF				i.3
Short-term Investments		799,852.66		i.4
Corporate Bonds				i.5
Mortgage Loans		-		i.6
Planholders" Loan		-		i.7
Stocks		461,664.53		i.8
Real Estate		9,835,160.00		i.9
Other Investments Trust Fund Income		437,235.72		i.10
<b>Total Gain/(Loss) &amp; Interest Earned (h + i)</b>			<b>15,192,704.99</b>	<b>i</b>
<b>18,205,140.17</b>				<b>j</b>
Other Income/Expense items:				
Depreciation - Building		(5,511,638.00)		k.1
Investment Expenses		-		k.2
*Other Income/Other Expenses (ex. Forex gain/(loss), etc.)		666,931.00		k.3
<b>(4,844,707.00)</b>				<b>k</b>
<b>Sub-Total (j + k)</b>			<b>13,360,433.17</b>	<b>l</b>
Less: Taxes other than Income tax				
Taxes on Real Estate		440,400.00		m.1
Documentary Stamp Tax		530.00		m.2
Corporate Residence Certificate		9,058.00		m.3
Assessment, Licenses & Fees		341,928.00		m.4
VAT & Fringe Benefit Tax				m.5
Final Taxes		892,355.52		m.6
<b>1,684,271.52</b>				<b>m</b>
Other General Expenses				
Salaries & Wages		735,908.00		n.1
Allowance to Officers		-		n.2
Allowance to Employees		-		n.3
Pension, Retirement, & Other similar benefits (SSS, Medicare, etc.)		1,412,062.00		n.4
Rent, Light & Water		291,396.00		n.5
Other General Expenses		2,451,179.15		n.6
<b>4,890,545.15</b>				<b>n</b>
<b>Sub-Total (taxes &amp; general expenses) (m + n)</b>			<b>6,574,816.67</b>	<b>o</b>
<b>Net Income/(Loss) before Income Tax</b>			<b>6,785,616.50</b>	<b>p</b>
Less: Provision for (benefit from) Income Tax			(523,387.57)	q
<b>Net Income/(Loss) for the year (p - q)</b>			<b>7,309,004.07</b>	<b>r</b>

*Note: Unrealized fair value changes on Financial Assets at FVOCI amounting to P~~h~~ 8,689,954 is excluded  
(Please refer to Equity as per Audited Financial Statements).*

*\*Please specify on separated sheet*

/stats

**ANNUAL STATEMENT for the Year Ended December 31, 2022 of CITYPLANS, INCORPORATED**

**EXHIBIT 3 - SUMMARY OF MONTHLY DEPOSITS TO THE TRUST FUND (Per Plan)**

Month (1)	Amount Collected (2)	Amount of Required Deposit (3)	Amount of Actual Deposit (4)	Remarks (5)
<b>Memorial Plan:</b>				
January				
February				
March				
April				
May				
June	-	-	-	
July				
August				
September				
October				
November				
December				
	-	-	-	
<b>Education Plan:</b>				
January				
February				
March				
April				
May				
June	-	-	-	
July				
August				
September				
October				
November				
December				
	-	-	-	
<b>Pension Plan:</b>				
January	-	-	-	
February	-	-	-	
March	-	-	-	
April	-	-	-	
May	-	3,610,128.85	3,610,128.85	Additional Contribution for 2021
June	-	-	-	
July	-	-	-	
August	-	-	-	
September	-	-	-	
October	-	-	-	
November	-	-	-	
December	-	-	-	
	-	3,610,128.85	3,610,128.85	
<b>GRAND TOTAL</b>	-	3,610,128.85	3,610,128.85	

**ANNUAL STATEMENT for the Year Ended December 31, 2022 of CITYPLANS, INCORPORATED**

**EXHIBIT 4 - SUMMARY OF MONTHLY WITHDRAWALS FROM THE TRUST FUNDS (Per Plan)**

Month (1)	Total Amount of Benefits Paid (2)	Total Amount of Withdrawal (3)	Breakdown / Purpose of Withdrawal				Description for "Others" (8)
			Planholders' Benefits (4)	Trustee's Fees (5)	Taxes (6)	Others (7)	
<b>Memorial Plan:</b>							
January							
February							
March							
April							
May							
June	-	-	-	-	-	-	
July							
August							
September							
October							
November							
December							
<b>Education Plan:</b>							
January							
February							
March							
April							
May	-	-	-	-	-	-	
June							
July							
August							
September							
October							
November							
December							
<b>Pension Plan:</b>							
<b>Union Bank of the Philippines (UBP)</b>							
January	-	29,928.65	-	7,577.96	21,983.37	367.32	Annual Registration fee (net of recovery from expected credit losses)
February	-	31,098.17	-	6,721.41	21,650.71	2,726.05	Real Estate Tax (net of recovery from expected credit losses)
March	-	28,809.37	-	7,326.22	21,619.39	(136.24)	Recovery from expected credit losses
April	-	28,584.03	-	6,992.12	21,729.97	(138.06)	Recovery from expected credit losses
May	-	29,364.25	-	7,307.95	22,196.20	(139.90)	Recovery from expected credit losses
June	6,127,348.47	6,206,615.63	6,127,348.47	7,376.39	23,314.53	48,576.24	Association Dues, Water Bill and MC Fee (net of recovery from expected credit losses)
July	-	29,350.91	-	6,449.66	23,044.91	(143.66)	Recovery from expected credit losses
August	-	30,384.27	-	6,687.49	23,842.34	(145.56)	Recovery from expected credit losses
September	1,458,776.07	1,488,865.46	1,458,776.07	6,248.50	23,988.40	(147.51)	Recovery from expected credit losses
October	-	30,702.97	-	6,331.33	24,521.12	(149.48)	Recovery from expected credit losses
November	-	30,392.99	-	6,036.03	24,508.43	(151.47)	Recovery from expected credit losses
December	1,554,834.46	1,606,314.53	1,554,834.46	6,146.35	23,710.83	21,622.89	Association Dues, Water Bill and MC Fee (net of recovery from expected credit losses)
<b>Sub-total</b>	<b>9,140,959.00</b>	<b>9,570,411.23</b>	<b>9,140,959.00</b>	<b>81,201.41</b>	<b>276,110.20</b>	<b>72,140.62</b>	
<b>Philippine National Bank (PNB)</b>							
January	-	10,365.31	-	4,617.73	5,714.67	32.91	Provision for Credit and Losses
February	-	5,394.54	-	4,169.79	1,184.15	40.60	Provision for Credit and Losses
March	-	6,684.13	-	4,633.34	1,208.43	842.36	Provision for Credit and Losses
April	-	8,265.52	-	4,490.45	1,224.92	2,550.15	Fire Insurance; Provision for Credit and Losses
May	-	5,954.84	-	4,613.11	1,265.52	76.21	Provision for Credit and Losses
June	-	5,990.58	-	4,508.55	1,328.86	153.17	Provision for Credit and Losses
July	-	6,239.53	-	4,672.13	1,555.08	12.32	Provision for Credit and Losses
August	-	6,521.06	-	4,679.33	1,825.93	15.80	Provision for Credit and Losses
September	-	6,729.96	-	4,520.09	1,988.98	220.89	Provision for Credit and Losses
October	-	7,011.47	-	4,679.28	2,326.08	6.11	Provision for Credit and Losses
November	-	7,052.96	-	4,534.67	2,514.47	3.82	Provision for Credit and Losses
December	-	7,404.23	-	4,695.45	3,062.88	(354.10)	Annual Registration Fee (net of recovery from expected credit losses)
<b>Sub-total</b>	<b>-</b>	<b>83,614.13</b>	<b>-</b>	<b>54,813.92</b>	<b>25,199.97</b>	<b>3,600.24</b>	
<b>TOTALS</b>	<b>9,140,959.00</b>	<b>9,654,025.36</b>	<b>9,140,959.00</b>	<b>136,015.33</b>	<b>301,310.17</b>	<b>75,740.86</b>	

**ANNUAL STATEMENT For the Year Ended December 31, 2022 of CITYPLANS, INCORPORATED**

**Exhibit 5 - SUMMARY OF MONTHLY SALES FOR THE YEAR**

Plan Type (1)	Registration of Plans/Contracts		Amount Sold (4)	Balance of Unsold Plans/Contracts (5)
	Date Approved (2)	Amount Approved (3)		
<b>Memorial Plan:</b>				
January				
February				
March				
April				
May		NONE		
June				
July				
August				
September				
October				
November				
December				
<b>Sub-total</b>				
<b>Education Plan:</b>				
January				
February				
March				
April		NONE		
May				
June				
July				
August				
September				
October				
November				
December				
<b>Sub-total</b>				
<b>Pension Plan:</b>				
January				
February				
March				
April		NONE		
May				
June				
July				
August				
September				
October				
November				
December				
<b>Sub-total</b>				
<b>GRAND TOTAL</b>				

**ANNUAL STATEMENT For the Year Ended December 31, 2022 of CITYPLANS, INCORPORATED**

**Exhibit 6 - SERIATIM LIST OF IN-FORCE POLICIES**

Contract Number	Planholders Name	Birth Date	Inception Date	Plan Type	Maturity Value	Maturity Date	Status	Contract Price	Payment Mode	Total Installments Made	INSURANCE		Amount of Benefits Paid	Balance	Last Avallment Date	Last Amount Availed	Reserves as of
											Total Insurance Premium	Total Insurance Premium Paid					
(1)	(2)	(3)	(4)	(5)	(6)	(7)	(8)	(9)	(10)	(11)	(12)	(13)	(14)	(15)	(16)	(17)	(18)
<b>MEMORIAL PLAN:</b>																	
<b>A. Old Basket (SEC):</b>																	
1																	
2																	
3																	
	Sub-total																
<b>B. New Basket (IC):</b>																	
1																	
2																	
3																	
	Sub-total																
	<b>Total</b>																
<b>PENSION PLAN:</b>																	
<b>A. Old Basket (SEC):</b>																	
1																	
2																	
3																	
	Sub-total																
<b>B. New Basket (IC):</b>																	
Breakdown Attached (Please refer to Exhibit 6 File - Soft Copy)																	
1	Fully Paid - Not Yet Availing Plans				28,640,000.00			1,480,030.00		1,563,080.00	214,707.07	99,204.80					17,078,016.94
2	Fully Paid - Availing Plans				6,860,000.00			1,926,838.00		2,108,477.00	170,653.90	170,653.90	1,296,194.15	9,845,932.03		35,500.00	6,755,000.00
	Sub-total				35,500,000.00			3,406,868.00		3,671,557.00	385,360.97	269,858.70	1,296,194.15	9,845,932.03		35,500.00	23,833,016.94
	<b>Total</b>				35,500,000.00			3,406,868.00		3,671,557.00	385,360.97	269,858.70	1,296,194.15	9,845,932.03		35,500.00	23,833,016.94
<b>EDUCATION PLAN:</b>																	
<b>A. Old Basket (SEC):</b>																	
1																	
2																	
3																	
	Sub-total																



**ANNUAL STATEMENT for the Year Ended December 31, 2022 of CITYPLANS, INCORPORATED**

**EXHIBIT 7 - LIST OF AVAILING PLANS FOR THE SUCCEEDING YEAR**

Planholders' Name (1)	Contract / Policy	Plan	Term Of Contract		Benefit
	Number (2)	Type (3)	Issue Date (4)	Maturity Date (5)	Payable (6)
<b>Memorial Plan:</b>					
Sub-total					
<b>Education Plan:</b>					
Sub-total					
<b>Pension Plan:</b>					
Maturing 2023					15,243.21
Matured Plans (Availing the Monthly Pension)					831,308.40
Sub-total					846,551.61
<b>GRAND TOTAL</b>					<b>846,551.61</b>
<b>Note:</b> For the supporting details, provide <u>soft copy indicating all the required information of Exhibit 7.</u>					

**ANNUAL STATEMENT for the Year Ended December 31, 2022 of CITYPLANS, INCORPORATED**

**Exhibit 8 - CLAIMS / BENEFITS FILED**

Date of Claim (1)	Contract Number (2)	Planholders' Name (3)	Inception Date (4)	Plan Type (5)	Maturity Value (6)	Maturity Date (7)	Contract Price (8)	Total Installments Made (9)	Total Insurance Premium Paid (10)	Amount of Benefits Paid (11)	Date Paid (12)	Status of Claim (13)
<b>Memorial Plan:</b>												
1												
2												
3												
4												
5				N		O	N					
6												
7												
8												
9												
10												
<b>Sub-total</b>												
<b>Education Plan:</b>												
1												
2												
3												
4												
5												
6				N		O	N					
7												
8												
9												
10												
<b>Sub-total</b>												
<b>Pension Plan:</b>												
1												
2												
3												
4												
5												
6				N		O	N					
7												
8												
9												
10												
<b>Sub-total</b>												
<b>Grand Total</b>												

ANNUAL STATEMENT for the Year Ended December 31, 2022 of CITYPLANS, INCORPORATED

SCHEDULE 1 - INVESTMENTS IN TRUST FUNDS

Description	VALUE OF INVESTMENTS PLAN										INTEREST / DIVIDEND / RENTAL INCOME						
	LIFEMEMORIAL			PENSION			EDUCATION				Collected	Accrued	Accrued	Earned			
	Old Basket (SEC)	New Basket (IC)	Total	% to Total Equity	Old Basket (SEC)	New Basket (IC)	Total	% to Total Equity	Old Basket (SEC)	New Basket (IC)	Total	% to Total Equity	During the Year (19)	Previous Year (19)	Current Year (17)	During the Year (18)	
(1)	(2)	(3)	(4)	(5)	(6)	(7)	(8)	(9)	(10)	(11)	(12)	(13)	(14)	(15)	(16)	(17)	(18)
Government Securities							19,250,763.23	56.89%					19,250,763.23				
Cash in Savings/Time Deposits							5,607,572.32	16.57%					5,607,572.32				
Mutual Funds/UITF							2,519,738.55	7.45%					2,519,738.55				
Short Term Investments							0.00	0.00%					0.00				
Corporate Bonds							0.00	0.00%					0.00				
Mortgage Loans							0.00	0.00%					0.00				
Planholders' Loans							0.00	0.00%					0.00				
Stocks							631,622.76	1.87%					631,622.76				
Real Estate							4,121,602.61	12.18%					4,121,602.61				
Other Investments							0.00	0.00%					0.00				
Accrued Investment Income							199,556.31	0.59%					199,556.31				
Other Assets							2,346,318.76	6.93%					2,346,318.76				
<b>TOTAL ASSETS</b>							<b>34,677,174.64</b>	<b>102.48%</b>					<b>34,677,174.64</b>				
Accrued Trust Fees							35,971.91	0.11%					35,971.91				
Accrued Taxes							145,480.97	0.43%					145,480.97				
Other Liabilities							657,293.25	1.94%					657,293.25				
<b>TOTAL LIABILITIES</b>							<b>838,746.13</b>	<b>2.48%</b>					<b>838,746.13</b>				
<b>TOTAL EQUITY</b>							<b>33,838,428.41</b>	<b>100.00%</b>					<b>33,838,428.41</b>				

**ANNUAL STATEMENT For the Year Ended December 31, 2022 of CITYPLANS, INCORPORATED**

**SCHEDULE 2 - INSURANCE PREMIUM FUND (IPF)**

Description*	VALUE OF INVESTMENTS				INTEREST / DIVIDEND / RENTAL INCOME			
	MEMORIAL (2)	PENSION (3)	EDUCATION (4)	TOTAL (5)	Collected During the Year (6)	Accrued Previous Year (7)	Accrued Current Year (8)	Earned During the Year (9)
(1)								
Government Securities								
Cash in Savings/Time Deposits		100,000.00		100,000.00	2028.45	653.33	725	2,100.12
Mutual Funds/UITF								
Short Term Investments								
Corporate Bonds								
Mortgage Loans								
Planholders' Loans								
Stocks								
Real Estate								
Other Investments								
Accrued Investment Income								
<b>TOTAL INVESTMENTS</b>		100,000.00	0.00	100,000.00	2,028.45	653.33	725.00	2,100.12

*Note: Provide detailed schedule using the same schedule format for corporate assets, if applicable.*

ANNUAL STATEMENT for the Year Ended December 31, 2022 of CITYPLANS, INCORPORATED

SCHEDULE 3-1 Corporate Assets - GOVERNMENT SECURITIES

Description	Serial No.	DATE			INITIAL ACQUISITION/BOOKING VALUE			PRICE		Book Value	Market Value	Unrealized Gain (Loss) 13= (12-11)	Annual Coupon Rate	How Paid*	INTEREST			Earned During the Year 19 = (18+17-16)
		Acquired	Issued	Maturity	Face Value	Underwriting Discount/Premium	Acquisition Cost	At Acquisition Date	At Closing/Balance Sheet Date						Collected During the Year	Accrued Previous Year	Accrued Current Year	
1	2	3	4	5	6	7	8	9	10	11	12	13= (12-11)	14	15	16	17	18	19 = (18+17-16)
<b>DOMESTIC ISSUES:</b>																		
<b>FXTN:</b>																		
1																		
2																		
3																		
4																		
5																		
<b>TREASURY BILLS</b>																		
1	Amalgamated Investment Bancorporation	47107	9/16/2022				4,100,000.00			4,100,000.00	4,100,000.00		3.600000					
2	Amalgamated Investment Bancorporation	47097	9/16/2022	1/5/2023			1,000,000.00			1,000,000.00	1,000,000.00		3.600000					
3	Amalgamated Investment Bancorporation	47088	9/16/2022	1/12/2023			1,000,000.00			1,000,000.00	1,000,000.00		3.600000					
4	Amalgamated Investment Bancorporation	47368	9/20/2022	1/12/2023			3,500,000.00			3,500,000.00	3,500,000.00		3.600000					
5	Amalgamated Investment Bancorporation	47099	9/16/2022	1/19/2023			1,000,000.00			1,000,000.00	1,000,000.00		3.600000					
6	Amalgamated Investment Bancorporation	47105	9/16/2022	1/26/2023			1,000,000.00			1,000,000.00	1,000,000.00		3.600000					
	Sub-total						11,600,000.00			11,600,000.00	11,600,000.00							
<b>FOREIGN ISSUES:</b>																		
1																		
2																		
3																		
4																		
5																		
	Sub-total						11,600,000.00			11,600,000.00	11,600,000.00				702,660.55	266,298.90	121,560.00	847,399.45
<b>TOTALS</b>																		

\*Indicate whether annually, semi-monthly, quarterly or monthly.





**ANNUAL STATEMENT for the Year Ended December 31, 2022 of CITYPLANS, INCORPORATED**

**SCHEDULE 3-3 - Corporate Assets - MUTUAL FUNDS/ UITF**

Description	Account /Certificate Number	Acquisition Date	Number of Units/Shares Held	Net Asset Value per Unit/Share		Acquisition Cost	Market Value	Unrealized Gain (Loss)
				At Acquisition Date	At Closing/Balance Sheet Date			
1	2	3	4	5	6	7	8	9
<b>Mutual Funds</b>								
1								
2		N	O	N	E			
3								
4								
5								
Sub-total							-	-
<b>Unit Investment Trust Funds</b>								
1								
2								
3		N	O	N	E			
4								
5								
Sub-total							-	-
<b>Others</b>								
1								
2								
3		N	O	N	E			
4								
5								
Sub-total							-	-
<b>GRAND TOTALS</b>							-	-

**ANNUAL STATEMENT for the Year Ended December 31, 2022 of CITYPLANS, INCORPORATED**

**SCHEDULE 3-4 - Corporate Assets - SHORT TERM INVESTMENTS**

Investment Type/Description	Account/ Certificate Number	DATE		Annual Rate/Interest	Term/Period	BALANCE		INTEREST			
		Acquisition/ Placement	Maturity			At Acquisition/ Placement Date	At Closing/ Balance Sheet Date	Collected During the Year	Accrued Previous Year	Accrued Current Year	Earned During the Year
1	2	3	4	5	6	7	8	9	10	11	12
1 Chinabank Savings	11182	10/5/2022	1/6/2023	3.800000		4,500,000.00	4,500,000.00				
2 Citysavings Bank	200035711038	11/22/2022	3/17/2023	4.280000		8,000,000.00	8,000,000.00				
3 Citysavings Bank	200032230627	12/15/2022	4/13/2023	4.600000		1,000,000.00	1,000,000.00				
4 Citysavings Bank	200040717764	12/6/2022	4/17/2023	4.600000		1,000,000.00	1,000,000.00				
5 Malayan Bank	43795	12/20/2022	4/26/2023	4.800000		1,000,000.00	1,000,000.00				
6 Philippine Savings Bank	111120241643	10/18/2022	1/17/2023	3.600000		8,100,000.00	8,100,000.00				
7 Philtrust Bank	22960019201	10/11/2022	2/7/2023	4.000000		25,300,000.00	25,300,000.00				
8 Philtrust Bank	22960019260	11/3/2022	2/14/2023	4.200000		10,000,000.00	10,000,000.00	16,788.78	-	783,063.88	799,852.66
9 Philtrust Bank	22960019235	10/28/2022	2/21/2023	4.200000		3,900,000.00	3,900,000.00				
10 Philtrust Bank	22960019261	11/3/2022	2/28/2023	4.200000		13,000,000.00	13,000,000.00				
11 Philtrust Bank	22960019273	11/4/2022	3/2/2023	4.200000		7,000,000.00	7,000,000.00				
12 Philtrust Bank	22960019359	11/29/2022	3/17/2023	4.400000		1,100,000.00	1,100,000.00				
13 United Savings Bank	183796	10/25/2022	1/31/2023	4.000000		12,700,000.00	12,700,000.00				
14 United Savings Bank	183810	11/8/2022	2/13/2023	4.200000		11,000,000.00	11,000,000.00				
15 United Savings Bank	183817	11/9/2022	2/13/2023	4.200000		2,000,000.00	2,000,000.00				
<b>TOTAL</b>						<b>109,600,000.00</b>	<b>109,600,000.00</b>	<b>16,788.78</b>	<b>-</b>	<b>783,063.88</b>	<b>799,852.66</b>

ANNUAL STATEMENT for the Year Ended December 31, 2022 of CITYPLANS, INCORPORATED

SCHEDULE 3-5 Corporate Assets - CORPORATE BONDS

SECURITY Description	Serial No.	DATE		INITIAL ACQUISITION/BOOKING VALUE		PRICE		CURRENT/CLOSING VALUE		Unrealized Gain (Loss) 13 = (12-11)	Annual Coupon Rate 14	How Paid* 15	INTEREST					
		Acquired 3	Issued 4	Maturity 5	Face Value 6	Underwriting Discount/ 7	Acquisition Cost 8	At Acquisition Date 9	At Closing/ Balance Sheet Date 10				Book Value 11	Market Value 12	Collected During the Year 16	Accrued Previous Year 17	Accrued Current Year 18	Earned During the Year 19 = (16+17-18)
Short-term Bond Investments	2																	
1																		
2																		
3																		
4																		
5																		
6																		
7																		
8																		
9																		
<b>TOTALS</b>																		

\*Indicate whether annually, semi-monthly, quarterly or monthly.

**ANNUAL STATEMENT for the Year Ended December 31, 2022 of CITYPLANS, INCORPORATED**

**SCHEDULE 3-6 Corporate Assets - MORTGAGE LOANS**

Name and Address of Mortgagor (1)	Description of Property (TCT/CCT No.; Location; Area) (2)	Record of Mortgage: (Registry No.; Entry No.; City/Prov.; Amt. of Notation) (3)	Market Value of Land Mortgaged (4)	Sound Value of Building (5)	Term of Loan		Amount of Original Loan (8)	P R I N C I P A L				I N T E R E S T							
					Date Given (6)	Date Due (7)		Amount Unpaid Dec.31 Prev Yr (9)	Loaned During the Year (10)	Paid During the Year (11)	Amount Unpaid Dec.31 Current Yr (12)	Annual Rate (13)	Collected During the Year (14)	Accrued Previous Year (15)	Accrued Current Year (16)	Earned During the Year (17)			
1																			
2																			
3																			
4																			
5																			
6		N	O	N	E														
7																			
8																			
9																			
10																			
11																			
12																			
13																			
14																			
15																			
16																			
17																			
18																			
19																			
20																			
<b>TOTALS</b>																			



ANNUAL STATEMENT for the Year Ended December 31, 2022 of CITYPLANS, INCORPORATED

SCHEDULE 3-8 Corporate Assets - STOCKS

Name of Trustee Bank	DESCRIPTION	Certificate Number	Date Acquired	How Acquired *	Number of Shares	Costs/Price			Acquisition Cost (including transaction fees)	Book Value at Balance Sheet Date	Market Value	Unrealized Gain (Loss) 12 = (11-10)	DIVIDEND					
						AI Acquisition Date	AI Closing/Balance Sheet Date	AI Closing/Balance Sheet Date					2019 (13)	2020 (14)	2021 (15)	Collected During the Year (16)	Accrued Previous Year (17)	Accrued Current Year (18)
1	2	3	4	5	6	7	8	9	10	11	12 = (11-10)	(13)	(14)	(15)	(16)	(17)	(18)	(19)
	<b>Common Shares:</b>																	
	City & Land Developers, Inc (CLDI) Shares	737	12/28/94	Purchased	3,500	10,500.00	8,715.00	10,500.00	10,500.00	8,715.00	(1,785.00)							
		738	12/28/94	-do-	7,000	90,900.00	28,386.00	90,900.00	90,900.00	28,386.00	(62,514.00)							
		767	09/24/96	-do-	4,200	12,600.00	8,300.00	12,600.00	12,600.00	8,300.00	(4,300.00)							
		768	10/16/96	-do-	10,000	30,000.00	3,735.00	30,000.00	30,000.00	3,735.00	(26,265.00)							
		770	03/21/97	-do-	4,500	13,500.00	8,300.00	13,500.00	13,500.00	8,300.00	(5,200.00)							
		771	04/04/97	-do-	10,000	22,000.00	8,300.00	22,000.00	22,000.00	8,300.00	(13,700.00)							
		780	01/28/98	-do-	44,400	44,400.00	36,852.00	44,400.00	44,400.00	36,852.00	(7,548.00)							
		1254	03/29/99	-do-	22,500	22,500.00	18,675.00	22,500.00	22,500.00	18,675.00	(3,825.00)							
		1497	03/29/99	-do-	9,000	12,600.00	7,470.00	12,600.00	12,600.00	7,470.00	(5,130.00)							
		1513	03/29/99	-do-	3,675	5,145.00	3,050.25	5,145.00	5,145.00	3,050.25	(2,094.75)							
		1514	03/29/99	-do-	5,250	7,350.00	4,357.50	7,350.00	7,350.00	4,357.50	(2,992.50)							
		1515	03/29/99	-do-	9,750	13,650.00	8,092.50	13,650.00	13,650.00	8,092.50	(5,557.50)							
		1516	03/29/99	-do-	3,675	5,145.00	3,050.25	5,145.00	5,145.00	3,050.25	(2,094.75)							
		1517	03/29/99	-do-	7,500	10,500.00	6,225.00	10,500.00	10,500.00	6,225.00	(4,275.00)							
		1518	03/29/99	-do-	7,500	10,500.00	6,225.00	10,500.00	10,500.00	6,225.00	(4,275.00)							
		1519	03/29/99	-do-	10,500	14,700.00	8,715.00	14,700.00	14,700.00	8,715.00	(5,985.00)							
		1520	03/29/99	-do-	1,125	1,575.00	933.75	1,575.00	1,575.00	933.75	(641.25)							
		1521	03/29/99	-do-	15,000	21,000.00	12,450.00	21,000.00	21,000.00	12,450.00	(8,550.00)							
		1522	03/29/99	-do-	1,125	1,575.00	933.75	1,575.00	1,575.00	933.75	(641.25)							
		1523	03/29/99	-do-	1,575	2,205.00	1,307.25	2,205.00	2,205.00	1,307.25	(897.75)							
		1524	03/29/99	-do-	1,575	2,205.00	1,307.25	2,205.00	2,205.00	1,307.25	(897.75)							
		1525	03/29/99	-do-	3,750	5,250.00	3,112.50	5,250.00	5,250.00	3,112.50	(2,137.50)							
		1527	03/29/99	-do-	2,625	3,675.00	2,178.75	3,675.00	3,675.00	2,178.75	(1,496.25)							
		1528	03/29/99	-do-	4,500	6,300.00	3,735.00	6,300.00	6,300.00	3,735.00	(2,565.00)							
		1529	03/29/99	-do-	7,500	10,500.00	6,225.00	10,500.00	10,500.00	6,225.00	(4,275.00)							
		1530	03/29/99	-do-	9,750	13,650.00	8,092.50	13,650.00	13,650.00	8,092.50	(5,557.50)							
		1531	03/29/99	-do-	3,750	5,250.00	3,112.50	5,250.00	5,250.00	3,112.50	(2,137.50)							
		1532	03/29/99	-do-	750	1,050.00	622.50	1,050.00	1,050.00	622.50	(427.50)							
		1533	03/29/99	-do-	750	1,050.00	622.50	1,050.00	1,050.00	622.50	(427.50)							
		1534	03/29/99	-do-	3,750	5,250.00	3,112.50	5,250.00	5,250.00	3,112.50	(2,137.50)							
		1535	03/29/99	-do-	2,625	3,675.00	2,178.75	3,675.00	3,675.00	2,178.75	(1,496.25)							
		1773	04/15/99	-do-	600	15,400.00	9,130.00	15,400.00	15,400.00	9,130.00	(6,270.00)							
		1774	04/15/99	-do-	1,200	15,400.00	9,130.00	15,400.00	15,400.00	9,130.00	(6,270.00)							
		1775	04/15/99	-do-	4,200	15,400.00	9,130.00	15,400.00	15,400.00	9,130.00	(6,270.00)							
		1776	04/15/99	-do-	3,500	15,400.00	9,130.00	15,400.00	15,400.00	9,130.00	(6,270.00)							
		1777	04/15/99	-do-	1,500	15,400.00	9,130.00	15,400.00	15,400.00	9,130.00	(6,270.00)							
		2354	11/09/99	-do-	14,000	46,900.00	11,620.00	46,900.00	46,900.00	11,620.00	(35,280.00)							
		4015	07/05/00	-do-	2,000	6,800.00	6,800.00	6,800.00	6,800.00	6,800.00	(0.00)							
		4027	08/02/00	-do-	20,125	65,406.25	16,703.75	65,406.25	65,406.25	16,703.75	(48,702.50)							
	15% stock dividend	2691	04/07/00	Stock Dividend	227,340		188,692.20			188,692.20								
	12.5% stock dividend	4193	7/11/2003	-do-	220,633		163,125.39			163,125.39								
	20% stock dividend	5080	8/9/2005	-do-	397,139		329,625.37			329,625.37								
	20% stock dividend	5530	8/8/2006	-do-	476,567		395,550.61			395,550.61								
	20% stock dividend	6582	8/7/2007	-do-	324,380		269,235.40			269,235.40								
	20% stock dividend	7343	7/22/2009	-do-	389,257		323,083.31			323,083.31								
	20% stock dividend	8931		-do-	467,108		387,699.64			387,699.64								

Name of Trustee Bank	Certificate Number	Date Acquired	How Acquired	Number of Shares	Costs/Price		Acquisition Cost (including transaction fees)	Book Value at Balance Sheet Date	Market Value	Unrealized Gain (Loss)	DIVIDEND						
					At Acquisition Date	At Closing/Balance Sheet Date					2019 (13)	2020 (14)	2021 (15)	Collected During the Year (16)	Accrued Previous Year (17)	Accrued Current Year (18)	Earned During the Year (19)
	2			6					11	12 = (11-10)	2019 (13)	2020 (14)	2021 (15)	Collected During the Year (16)	Accrued Previous Year (17)	Accrued Current Year (18)	Earned During the Year (19)
	8520		-0-	467,108			387,699.64		387,699.64	387,699.64							
	8930		-0-	83,421			77,539.43		77,539.43	77,539.43							
	9825	10/4/2012	-0-	560,529			465,239.07		465,239.07	465,239.07							
	9824	10/4/2012	-0-	112,105			93,047.15		93,047.15	93,047.15							
	10780	8/6/2013	-0-	134,526			111,656.58		111,656.58	111,656.58							
	10781	8/6/2013	-0-	672,635			558,287.05		558,287.05	558,287.05							
	11594	8/5/2014	-0-	80,716			66,994.28		66,994.28	66,994.28							
	11595	8/5/2014	-0-	403,581			334,972.23		334,972.23	334,972.23							
	12393	8/4/2015	-0-	532,727			442,163.41		442,163.41	442,163.41							
	13175	11/23/2016	-0-	292,999			243,189.17		243,189.17	243,189.17							
	13957	8/8/2017	-0-	307,649			255,348.67		255,348.67	255,348.67							
	14715	12/15/2017	Purchased/ Stock Dividend	4,829,846		1,697,500.00	4,008,772.18	1,697,500.00	4,008,772.18	2,311,272.18							
	14726	8/8/2018	Stock Dividend	564,524			468,554.92		468,554.92	468,554.92							
	15494	8/6/2019	Stock Dividend	592,750			491,982.50		491,982.50	491,982.50							
	16278	9/23/2022	Stock Dividend	622,388			516,582.04		516,582.04	516,582.04							
				13,070,153		2,242,206.25	10,846,226.99	2,242,206.25	10,846,226.99	8,606,020.74	0.04170	0.03000	0.01392	394,594.15	-	-	394,594.15
	06075	07/29/97	Purchased	5,000		60,000.00	3,400.00	60,000.00	3,400.00	(56,600.00)							
	06081	07/31/97	-0-	9,000		180,000.00	6,120.00	180,000.00	6,120.00	(173,880.00)							
	06084	08/01/97	-0-	6,000			4,080.00		4,080.00	4,080.00							
	06093	08/08/97	-0-	4,100		4,400.00	2,788.00	4,400.00	2,788.00	(1,612.00)							
	06087	08/04/97	-0-	11,100		170,200.00	7,548.00	170,200.00	7,548.00	(162,652.00)							
	06094	08/08/97	-0-	4,800		55,200.00	3,264.00	55,200.00	3,264.00	(51,936.00)							
	06102	08/12/97	-0-	300		3,300.00	204.00	3,300.00	204.00	(3,096.00)							
	06157	09/22/97	-0-	19,700		216,700.00	13,396.00	216,700.00	13,396.00	(203,304.00)							
	06168	09/26/97	-0-	20,000		210,000.00	13,600.00	210,000.00	13,600.00	(196,400.00)							
	06174	10/14/97	-0-	20,000		180,000.00	13,600.00	180,000.00	13,600.00	(166,400.00)							
	06174	10/14/97	-0-	10,000		80,000.00	6,800.00	80,000.00	6,800.00	(73,200.00)							
	06183	10/23/97	-0-	10,000		80,000.00	6,800.00	80,000.00	6,800.00	(73,200.00)							
	06218	01/12/98	-0-	20,000		138,200.00	13,600.00	138,200.00	13,600.00	(124,600.00)							
	06228	01/27/98	-0-	17,000		108,800.00	11,560.00	108,800.00	11,560.00	(97,240.00)							
	06229	01/27/98	-0-	2,000		12,800.00	1,360.00	12,800.00	1,360.00	(11,440.00)							
	06247	04/17/98	-0-	1,000		9,000.00	680.00	9,000.00	680.00	(8,320.00)							
	06248	04/17/98	-0-	3,000		27,000.00	2,040.00	27,000.00	2,040.00	(24,960.00)							
	06288	08/21/98	-0-	4,000		32,000.00	2,720.00	32,000.00	2,720.00	(29,280.00)							
	06293	09/04/98	-0-	2,000		15,000.00	1,360.00	15,000.00	1,360.00	(13,640.00)							
	06298	09/25/98	-0-	2,000		7,500.00	750.00	7,500.00	750.00	(6,750.00)							
	06301	10/02/98	-0-	2,000		7,500.00	750.00	7,500.00	750.00	(6,750.00)							
	06306	10/09/98	-0-	2,000		15,000.00	1,360.00	15,000.00	1,360.00	(13,640.00)							
	06324	01/22/99	-0-	1,000		9,000.00	680.00	9,000.00	680.00	(8,320.00)							
	06329	02/12/99	-0-	1,000		9,000.00	680.00	9,000.00	680.00	(8,320.00)							
	06332	02/26/99	-0-	2,000		9,000.00	1,360.00	9,000.00	1,360.00	(7,640.00)							
	06347	04/23/99	-0-	1,000		18,000.00	680.00	18,000.00	680.00	(17,320.00)							
	06348	04/23/99	-0-	1,000		17,000.00	680.00	17,000.00	680.00	(16,320.00)							
	06353	04/30/99	-0-	2,000		17,000.00	1,360.00	17,000.00	1,360.00	(15,640.00)							
	06359	05/17/99	-0-	2,000		17,000.00	1,360.00	17,000.00	1,360.00	(15,640.00)							
	06363	05/21/99	-0-	2,000		17,000.00	1,360.00	17,000.00	1,360.00	(15,640.00)							

Name of Trustee Bank	1	DESCRIPTION	Certificate Number	Date Acquired	How Acquired	Number of Shares	Costs/Price		Acquisition Cost (including transaction fees)	Book Value at Balance Sheet Date	Market Value	Unrealized Gain (Loss)	DIVIDEND						
							At Acquisition Date	At Closing/Balance Sheet Date					2019 (13)	2020 (14)	2021 (15)	Collected During the Year (16)	Accrued Previous Year (17)	Accrued Current Year (18)	Earned During the Year (19)
			06366	05/26/99	-0-	2,000	17,000.00	1,360.00	17,000.00	17,000.00	1,360.00	(15,640.00)							
			06370	06/18/99	-0-	2,000	17,000.00	1,360.00	17,000.00	17,000.00	1,360.00	(15,640.00)							
			06371	06/18/99	-0-	2,000	17,000.00	1,360.00	17,000.00	17,000.00	1,360.00	(15,640.00)							
		40% stock dividend	06387	07/12/99	-0-	2,000	17,000.00	1,360.00	17,000.00	17,000.00	1,360.00	(15,640.00)							
			06506	11/26/99	Stock Div.	78,000		53,040.00			53,040.00								
			07333	03/01/00	Purchased	2,000	12,000.00	1,360.00	12,000.00	12,000.00	1,360.00	(10,640.00)							
			07296	12/23/99	-0-	2,000	12,000.00	1,360.00	12,000.00	12,000.00	1,360.00	(10,640.00)							
			07300	01/14/00	-0-	2,000	13,800.00	1,360.00	13,800.00	13,800.00	1,360.00	(12,440.00)							
			07314	01/21/00	-0-	2,000	12,000.00	1,360.00	12,000.00	12,000.00	1,360.00	(10,640.00)							
			07323	01/26/00	-0-	2,000	12,000.00	1,360.00	12,000.00	12,000.00	1,360.00	(10,640.00)							
			07346	05/04/00	-0-	2,000	12,000.00	1,360.00	12,000.00	12,000.00	1,360.00	(10,640.00)							
			07347	05/04/00	-0-	2,000	12,000.00	1,360.00	12,000.00	12,000.00	1,360.00	(10,640.00)							
			07351	05/10/00	-0-	1,000	5,500.00	680.00	5,500.00	5,500.00	680.00	(4,820.00)							
			07351	05/10/00	-0-	1,000	5,800.00	680.00	5,800.00	5,800.00	680.00	(5,120.00)							
			07354	05/17/00	-0-	2,000	11,000.00	1,360.00	11,000.00	11,000.00	1,360.00	(9,640.00)							
			07357	05/23/00	-0-	1,000	5,000.00	680.00	5,000.00	5,000.00	680.00	(4,320.00)							
			07381	05/29/00	-0-	1,000	5,700.00	680.00	5,700.00	5,700.00	680.00	(5,020.00)							
			07380	07/05/00	-0-	2,000	10,600.00	1,360.00	10,600.00	10,600.00	1,360.00	(9,240.00)							
		30% stock dividend	07461	08/05/00	Stock Div.	88,500		60,180.00			60,180.00								
		50% stock dividend	8441	07/10/02	-0-	191,750		130,390.00			130,390.00								
		20% stock dividend	9509	9/20/2005	-0-	115,050		78,234.00			78,234.00								
		20% stock dividend	10391	8/1/2006	-0-	138,060		93,880.80			93,880.80								
		20% stock dividend	11247	7/31/2007	-0-	165,672		112,656.96			112,656.96								
		20% stock dividend	12115	7/22/2009	-0-	198,806		162,225.56			162,225.56								
		20% stock dividend	12966	10/5/2010	-0-	238,567		135,188.08			135,188.08								
		20% stock dividend	13601	8/2/2011	-0-	286,281		194,671.08			194,671.08								
		10% stock dividend	14393	9/20/2012	-0-	171,768		116,802.24			116,802.24								
		5% stock dividend	15164	7/30/2013	-0-	94,472		64,240.96			64,240.96								
		5% stock dividend	15892	7/29/2014	-0-	99,196		67,453.28			67,453.28								
		5% stock dividend	16627	8/2/2016	-0-	104,156		70,826.08			70,826.08								
		5% stock dividend	17334	8/1/2017	-0-	109,363		74,366.84			74,366.84								
		6.5% stock dividend	18021	5/10/2019	-0-	149,281		101,511.08			101,511.08								
		5% stock dividend	18674	7/31/2019	-0-	122,296		83,161.28			83,161.28								
		5% stock dividend	19340	10/13/2020	-0-	128,410		87,318.80			87,318.80								
		5% stock dividend	19991	8/17/2021	-0-	134,831		91,685.08			91,685.08								
		TOTAL CDC				2,831,459	1,929,000.00	1,925,392.12	1,929,000.00	1,929,000.00	1,925,392.12	(3,607.88)	0.04500	0.0500	0.0212	62,858.38	-	-	62,858.38
		Philippine Long Distance Co. (PLDT) Shares				36	35,499.18	47,412.00	35,499.18	35,499.18	47,412.00	11,912.82							
		TOTAL PLDT				36	35,499.18	47,412.00	35,499.18	35,499.18	47,412.00	11,912.82	72.00	77.00	82.00	4,212.00	-	-	4,212.00
		TOTALS							4,206,705.43	4,206,705.43	12,821,031.11					461,664.53	-	-	461,664.53

\*Indicate how stocks were acquired, i.e., whether purchased or as dividend

**ANNUAL STATEMENT for the Year Ended December 31, 2022 of CITYPLANS, INCORPORATED**

**SCHEDULE 3-9 Corporate Assets - REAL ESTATE**

TCT/CCT Number.; City/Province	Area & Description of Lot / Building	Name of Vendor	Date Acquired	Estimated Life of Building	Actual Cost	Accumulated Depreciation Building	Net Book Value	Market Value per Appraisal	RENTAL INCOME				Encumbrance (if Any)
									Collected During the Year	Accrued Previous Year	Accrued Current Year	Earned During the Year	
(1)	(2)	(3)	(4)	(5)	(6)	(7)	(8)	(9)	(10)	(11)	(12)	(13)	(14)
<b>Occupied by the Company:</b>													
Lot													
Building													
Sub-total													
<b>Investment Properties</b>													
Lot													
Building													
Condominium Units at:													
A. Grand Emerald Tower located													
F. Ortigas Jr. Ave., Ortigas Center Pasig City													
Unit No. / CCT No.													
1702 / 0112012006155	21.20 sq.m	City & Land Developers, Inc.	Nov. 2007		927,574.20	408,132.12	519,442.08						
1703 / 0112012006105	20.96 sq.m		Nov. 2007		935,319.35	411,540.36	523,778.99						
1903 / 0112012006228	20.96 sq.m		Nov. 2007		926,248.25	407,548.68	518,699.57						
2003 / 0112012006103	20.96 sq.m		Nov. 2007		922,951.80	406,099.32	516,852.48						
2303 / 0112012006190	20.96 sq.m		Nov. 2007		923,538.05	406,356.72	517,181.33						
2603 / 0112012006302	20.96 sq.m		Nov. 2007		925,891.35	407,391.60	518,499.75						
2702 / 0112012006104	21.20 sq.m		Nov. 2007		938,734.10	413,042.52	525,691.58						
3102 / 0112012006137	21.20 sq.m		Nov. 2007		956,012.00	420,645.72	535,366.28						
3103 / 0112012006244	20.96 sq.m		Nov. 2007		933,801.05	410,872.44	522,928.61						
Sub-total													
				25 years	8,390,070.15	3,691,629.48	4,698,440.67	-	405,110.00	-	-	405,110.00	
B. Grand Central Residences located at EDISA cor. Sultan, Mandaluyong City													
Unit No. / CCT No.													
1708 / 008-2017010768	18.31 sq.m	Cityland Dev. Corporation	Aug. 2011		1,027,892.89	308,367.90	719,524.99						
2208 / 008-2017009937	18.31 sq.m		Aug. 2011		1,027,892.89	308,367.90	719,524.99						
0432 / 008-2017010769	18.06 sq.m		Aug. 2011		1,066,856.60	320,057.10	746,799.50						
0531 / 008-2017010781	18.42 sq.m		Aug. 2011		1,087,616.33	326,285.10	761,331.23						
0532 / 008-2017005509	18.06 sq.m		Aug. 2011		1,066,856.60	320,057.10	746,799.50						
0627 / 008-2017010210	18.42 sq.m		Aug. 2011		1,087,616.33	326,285.10	761,331.23						
0927 / 008-2017010783	18.42 sq.m		Aug. 2011		1,087,616.33	326,285.10	761,331.23						

TCT/CCT Number.; City/Province	Area & Description of Lot / Building	Name of Vendor	Date Acquired	Estimated Life of Building	Actual Cost	Accumulated Depreciation Building	Net Book Value	Market Value per Appraisal	RENTAL INCOME				Encumbrance (if Any)
									Collected During the Year	Accrued Previous Year	Accrued Current Year	Earned During the Year	
(1)	(2)	(3)	(4)	(5)	(6)	(7)	(8)	(9)	(10)	(11)	(12)	(13)	(14)
0931 / 008-2018001163	18.42 sq.m		Aug. 2011		1,087,616.33	326,285.10	761,331.23						
1026 / 008-2017009943	18.31 sq.m		Aug. 2011		1,066,856.60	320,057.10	746,799.50						
0508 / 008-2017009946	18.31 sq.m		Aug. 2011		1,027,892.89	308,367.90	719,524.99						
0509 / 008-2017009947	18.42 sq.m		Aug. 2011		1,047,875.95	314,362.80	733,513.15						
0514 / 008-2018001157	18.42 sq.m		Aug. 2011		1,047,875.95	314,362.80	733,513.15						
0515 / 008-2017004601	18.06 sq.m		Aug. 2011		1,027,892.89	308,367.90	719,524.99						
0714 / 008-2018001158	18.42 sq.m		Aug. 2011		1,047,875.95	314,362.80	733,513.15						
0914 / 008-2018001159	18.42 sq.m		Aug. 2011		1,047,875.95	314,362.80	733,513.15						
0915 / 008-2017009942	18.31 sq.m		Aug. 2011		1,027,892.89	308,367.90	719,524.99						
1008 / 008-2017007854	18.06 sq.m		Aug. 2011		1,027,892.89	308,367.90	719,524.99						
1614 / 008-2017009591	18.42 sq.m		Aug. 2011		1,047,875.95	314,362.80	733,513.15						
1615 / 008-2018000618	18.31 sq.m		Aug. 2011		1,027,892.89	308,367.90	719,524.99						
0510 / 008-2018001152	18.11 sq.m.		April 2012		1,007,674.34	302,301.90	705,372.44						
0610 / 008-2017010776	18.11 sq.m.		April 2012		1,014,905.61	304,471.80	710,433.81						
0632 / 008-2017003534	18.31 sq.m.		April 2012		1,130,711.49	339,213.60	791,497.89						
0710 / 008-2016006702	18.11 sq.m.		April 2012		986,462.86	295,938.90	690,523.96						
0810 / 008-2016008002	18.11 sq.m.		April 2012		993,394.80	298,018.80	695,376.00						
1114 / 008-2017010777	18.42 sq.m		April 2012		1,141,246.12	342,373.50	798,872.62						
1714 / 008-2017010778	18.42 sq.m		April 2012		1,138,932.67	341,679.60	797,253.07						
2104 / 008-2018001166	29.88 sq.m.		April 2012		1,468,899.38	440,669.70	1,028,229.68						
2114 / 008-2017009948	18.42 sq.m		April 2012		1,135,689.86	340,706.70	794,983.16						
2605 / 008-2016007584	30.30 sq.m.		April 2012		1,477,893.27	443,367.90	1,034,525.37						
2704 / 008-2017008061	29.88 sq.m.		April 2012		1,483,303.79	444,991.50	1,038,312.29						
2705 / 008-2017009951	30.30 sq.m.		April 2012		1,477,893.27	443,367.90	1,034,525.37						
2735 / 008-2018001155	30.30 sq.m.		April 2012		1,510,208.02	453,062.70	1,057,145.32						
2804 / 008-2017008408	29.88 sq.m.		April 2012		1,483,303.79	444,991.50	1,038,312.29						
3101 / 008-2018001165	29.88 sq.m.		April 2012		1,483,303.79	444,991.50	1,038,312.29						
3104 / 008-2017008407	29.88 sq.m.		April 2012		1,483,303.79	444,991.50	1,038,312.29						
3201 / 008-2018001168	29.88 sq.m.		April 2012		1,483,303.79	444,991.50	1,038,312.29						
0410 / 008-2016006687	18.11 sq.m.		April 2013		1,052,174.55	315,652.50	736,522.05						
0428 / 008-2017004600	18.11 sq.m.		April 2013		1,034,590.10	310,376.70	724,213.40						
0528 / 008-2017010770	18.11 sq.m.		April 2013		1,038,163.40	311,448.60	726,714.80						
0612 / 008-2017009941	18.11 sq.m.		April 2013		1,017,573.03	305,271.90	712,301.13						
0812 / 008-2016007583	18.11 sq.m.		April 2013		1,082,437.68	324,731.70	757,705.98						
0928 / 008-2017009940	18.11 sq.m.		April 2013		1,072,093.47	321,627.60	750,465.87						
0530 / 008-2017009952	19.76 sq.m		June 2013		1,173,933.30	352,179.90	821,753.40						
0726 / 008-2018000617	18.31 sq.m.		June 2013		1,172,946.36	351,883.80	821,062.56						
0732 / 008-2017010775	18.31 sq.m.		June 2013		1,172,946.36	351,883.80	821,062.56						
1208 / 008-2017007591	18.31 sq.m.		June 2013		1,188,525.13	356,557.50	831,967.63						
1510 / 008-2018001164	18.11 sq.m.		June 2013		1,184,551.40	355,365.00	829,186.40						
1728 / 008-2018001162	18.11 sq.m.		June 2013		1,190,331.66	357,099.30	833,232.36						

TCT/CCT Number.; City/Province	Area & Description of Lot / Building	Name of Vendor	Date Acquired	Estimated Life of Building	Actual Cost	Accumulated Depreciation Building	Net Book Value	Market Value per Appraisal	RENTAL INCOME				Encumbrance (if Any) (14)
									Collected During the Year (10)	Accrued Previous Year (11)	Accrued Current Year (12)	Earned During the Year (13)	
(1)	(2)	(3)	(4)	(5)	(6)	(7)	(8)	(9)	(10)	(11)	(12)	(13)	(14)
2128 / 008-2018000619	18.11 sq.m.		June 2013		1,185,615.86	355,684.50	829,931.36						
2214 / 008-2018001154	18.42 sq.m		June 2013		1,190,441.27	357,132.60	833,308.67						
2310 / 008-2017010782	18.11 sq.m.		June 2013		1,181,146.38	354,343.50	826,802.88						
2312 / 008-2017009089	18.11 sq.m.		June 2013		1,190,749.06	357,224.40	833,524.66						
3212 / 008-2017009945	18.11 sq.m.		June 2013		1,185,177.14	355,553.10	829,624.04						
3612 / 008-2018001877	18.11 sq.m.		June 2013		1,180,994.05	354,298.50	826,695.55						
Sub-total				25 years	62,380,485.94	18,714,146.40	43,666,339.54	-	809,006.43	-	-	809,006.43	
C. The Manila Residences located at 2310 Taft Avenue, Malate Manila													
Unit No. / CCT No.													
0807 / 002-2016012026	24.99 sq.m		Aug. 2011		1,502,144.03	445,636.35	1,056,507.68						
0808B / 002-2016011123	21.24 sq.m		Aug. 2011		1,325,200.43	393,142.37	932,058.06						
1007 / 002-2016011982	26.05 sq.m		Aug. 2011		1,469,208.71	435,865.04	1,033,343.67						
1107 / 0022016016234	26.05 sq.m		Aug. 2011		1,441,089.45	427,523.07	1,013,566.38						
1230 / 002-2016012027	24.73 sq.m		Aug. 2011		1,447,892.00	429,541.59	1,018,350.41						
2030 / 002-2017001435	24.73 sq.m		Aug. 2011		1,429,763.07	424,163.32	1,005,599.75						
2330 / 002-2017001436	24.73 sq.m		Aug. 2011		1,509,185.69	447,725.18	1,061,460.51						
2530 / 002-2017001629	24.73 sq.m		Aug. 2011		1,430,679.29	424,434.77	1,006,244.52						
2630 / 002-2016012029	24.73 sq.m		Aug. 2011		1,470,019.92	436,106.23	1,033,913.69						
4011 / 002-2016013490	16.21 sq.m		Aug. 2011		1,210,488.74	359,111.44	851,377.30						
3935 / 002-2017001728	20.18 sq.m		June 2014		1,513,304.40	448,947.15	1,064,357.25						
4035 / 002-2016011530	20.18 sq.m		June 2014		1,513,304.40	448,947.15	1,064,357.25						
3835 / 002-2016016232	20.18 sq.m		June 2014		1,597,671.81	473,975.73	1,123,696.08						
3635 / 002-2016016372	20.18 sq.m		June 2014		1,585,332.46	470,315.16	1,115,017.30						
2835 / 002-2017000122	20.18 sq.m		June 2014		1,596,747.26	473,701.61	1,123,045.65						
2935 / 002-2017000120	20.18 sq.m		June 2014		1,695,792.79	503,084.96	1,192,707.83						
2707 / 002-2016016342	26.05 sq.m		June 2014		1,884,557.13	559,085.54	1,325,471.59						
3907 / 002-2016013878	26.05 sq.m		June 2014		1,920,104.08	569,631.15	1,350,472.93						
3707 / 002-2017002248	26.05 sq.m		June 2014		1,964,209.51	582,715.93	1,381,493.58						
3307 / 002-2017001727	26.05 sq.m		June 2014		2,173,001.97	644,657.26	1,528,344.71						
2907 / 002-2016013905	26.05 sq.m		June 2014		2,105,628.27	624,669.64	1,480,958.63						
Sub-total				25 years	33,785,325.41	10,022,980.64	23,762,344.77	-	949,290.00	-	-	949,290.00	
D. Makati Executive Tower IV located at P. Medina/Gil Puyat, Makati City													
Unit No. / CCT No.													

TCT/CCT Number.; City/Province	Area & Description of Lot / Building	Name of Vendor	Date Acquired	Estimated Life of Building	Actual Cost	Accumulated Depreciation Building	Net Book Value	Market Value per Appraisal	RENTAL INCOME				Encumbrance (if Any)
									Collected During the Year (10)	Accrued Previous Year (11)	Accrued Current Year (12)	Earned During the Year (13)	
(1)	(2)	(3)	(4)	(5)	(6)	(7)	(8)	(9)	(10)	(11)	(12)	(13)	(14)
1106	006-2014010974	Cityland Dev.	April 2012		1,571,513.20	623,367.22	948,145.98						
1206	006-2014010067	Corporation	April 2012		1,582,983.55	627,916.59	955,066.96						
1604	006-2014010972		April 2012		1,578,566.00	626,164.91	952,401.09						
1806	006-2014009962		April 2012		1,582,392.55	627,682.16	954,710.39						
2006	006-2014010976		April 2012		1,581,216.15	627,215.68	954,000.47						
Sub-total				25 years	7,896,671.45	3,132,346.56	4,764,324.89	-	0.00	-	-	0.00	
E. Pines Peak Tower I located at Union Pines/Pines Sts Barangka 'Mandaluyong City													
Unit No. / CCT No.													
1024 / 008-2017011254	19.45 sq.m.	Cityland Dev.	Aug. 2012		984,174.03	269,007.56	715,166.47						
1033 / 008-2018000778	19.45 sq.m.	Corporation	Aug. 2012		984,174.03	269,007.56	715,166.47						
1124 / 008-2017009938	19.45 sq.m.		Aug. 2012		984,174.03	269,007.56	715,166.47						
1133 / 008-2017009934	19.45 sq.m.		Aug. 2012		984,174.03	269,007.56	715,166.47						
1224 / 0082017011279	19.45 sq.m.		Aug. 2012		984,174.03	269,007.56	715,166.47						
1233 / 008-2017011281	19.45 sq.m.		Aug. 2012		984,174.03	269,007.56	715,166.47						
1524 / 008-2017011282	19.45sq.m.		Aug. 2012		984,174.03	269,007.56	715,166.47						
1533 / 008-2017011283	19.45 sq.m.		Aug. 2012		984,174.03	269,007.56	715,166.47						
1624 / 008-2017010771	19.45 sq.m.		Aug. 2012		984,174.03	269,007.56	715,166.47						
1633 / 008-2017010772	19.45 sq.m.		Aug. 2012		984,174.03	269,007.56	715,166.47						
1724 / 008-2017010773	19.45 sq.m.		Aug. 2012		984,174.03	269,007.56	715,166.47						
1733 / 008-2017010774	19.45 sq.m.		Aug. 2012		984,174.03	269,007.56	715,166.47						
1824 / 008-2017010788	19.45 sq.m.		Aug. 2012		984,174.03	269,007.56	715,166.47						
1833 / 008-2017009939	19.45 sq.m.		Aug. 2012		984,174.03	269,007.56	715,166.47						
Sub-total				25 years	13,778,436.42	3,766,105.84	10,012,330.58	-	276,690.00	-	-	276,690.00	-
F. One Taft Residences located at Taft Avenue, Malate Manila													
*Unit No.													
1524	19.66 sq.m.	City & Land	Nov. 2016		1,360,301.48	22,671.70	1,337,629.78						
1525	19.66 sq.m.	Developers, Inc.	Nov. 2016		1,360,301.48	22,671.70	1,337,629.78						
1528	19.70 sq.m.		Nov. 2016		1,362,989.50	22,716.50	1,340,273.00						
1529	19.70 sq.m.		Nov. 2016		1,362,989.50	22,716.50	1,340,273.00						
1624	19.66 sq.m.		Nov. 2016		1,369,043.42	22,817.40	1,346,226.02						
1625	19.66 sq.m.		Nov. 2016		1,369,043.42	22,817.40	1,346,226.02						
1628	19.70 sq.m.		Nov. 2016		1,371,733.74	22,862.25	1,348,871.49						

TCT/CCT Number.; City/Province	Area & Description of Lot / Building	Name of Vendor	Date Acquired	Estimated Life of Building	Actual Cost	Accumulated Depreciation Building	Net Book Value	Market Value per Appraisal	RENTAL INCOME				Encumbrance (if Any)
									Collected During the Year	Accrued Previous Year	Accrued Current Year	Earned During the Year	
(1)	(2)	(3)	(4)	(5)	(6)	(7)	(8)	(9)	(10)	(11)	(12)	(13)	(14)
1629	19.70 sq.m.		Nov. 2016		1,371,733.74	22,862.25	1,348,871.49						
2028	19.66 sq.m.		Nov. 2016		1,395,061.05	23,251.00	1,371,810.05						
2029	19.66 sq.m.		Nov. 2016		1,395,061.05	23,251.00	1,371,810.05						
2128	19.66 sq.m.		Nov. 2016		1,395,061.05	23,251.00	1,371,810.05						
2129	19.66 sq.m.		Nov. 2016		1,395,061.05	23,251.00	1,371,810.05						
1526	20.34 sq.m.		Nov. 2016		1,397,128.02	23,285.45	1,373,842.57						
2024	19.70 sq.m.		Nov. 2016		1,397,818.39	23,296.95	1,374,521.44						
2025	19.70 sq.m.		Nov. 2016		1,397,818.39	23,296.95	1,374,521.44						
<i>*units were turned over in August 2022</i>				25 years	20,701,145.28	345,019.05	20,356,126.23	-	518,280.00	-	-	518,280.00	-
Sub-total													
<b>GRAND TOTALS</b>					146,932,134.65	39,672,227.97	107,259,906.68	0.00	2,958,376.43	0.00	0.00	2,958,376.43	0.00

**ANNUAL STATEMENT for the Year Ended December 31, 2022 of CITYPLANS, INCORPORATED**

**SCHEDULE 3-10 Corporate Assets - OTHER INVESTMENTS**

Description	Account Number	Date of Placement	Date of Maturity	Number of Shares / Units	Acquisition cost	Market Value	INTEREST				
							Collected During the Year (8)	Accrued Previous Year (9)	Accrued Current Year (9)	Earned During the Year (10)	
(1)	(2)	(3)	(4)	(5)	(6)	(7)	(8)	(9)	(9)	(10)	
1											
2											
3											
4		N	O	N	E						
5											
6											
7											
8											
9											
10											
<b>TOTAL</b>											

**ANNUAL STATEMENT for the Year Ended December 31, 2022 of CITYPLANS, INCORPORATED**

**SCHEDULE 3-11 Corporate Assets - ACCRUED INVESTMENT INCOME**

Kind of Investment	Collected During the Year (2)	Accrued Investment Income		Unearned Investment Income		Earned During the Year (2-3+4+5-6) (7)
		Current Year	Previous Year	Current Year	Previous Year	
		(5)	(6)	(3)	(4)	
1 Interest on Government Securities	702,660.55	121,560.00	266,298.90	-	-	847,399.45
2 Income on Corporate Bonds	-	-	-	-	-	-
3 Dividends on Stocks	461,664.53	-	-	-	-	461,664.53
4 Income on Real Estate	2,958,376.43	-	-	-	-	2,958,376.43
5 Interest on Mortgage Loans	-	-	-	-	-	-
6 Interest on Planholders' Loans	-	-	-	-	-	-
7 Income on Short Term Investments	16,788.78	783,063.88	-	-	-	799,852.66
8 Income on Other Investments	-	-	-	-	-	-
9 Interest on Bank Deposits	2,724,478.65	247,826.66	160,665.12	-	-	2,812,425.35
Others:						
10 IPF - Time Deposit	2,028.45	725.00	653.33	-	-	2,100.12
<b>TOTAL</b>	<b>6,865,997.39</b>	<b>1,153,175.54</b>	<b>427,617.35</b>	<b>-</b>	<b>-</b>	<b>7,881,818.54</b>

**ANNUAL STATEMENT for the Year Ended December 31, 2022 of CITYPLANS, INCORPORATED**

**SCHEDULE Corporate Assets 3-12 ACCOUNTS/ NOTES RECEIVABLE**

Name / Address of Debtor or Maker of Note*	Date Granted / Issued (2)	Original Amount (3)	Date of Last Payment (4)	Amount Paid During the Year (5)	Balance as of 12/31/2021 (7)	Balance as of 12/31/2022 (8)	Remarks  (Description: Nature, and Security, if any) (6)
<b>Accounts Receivable:</b>							
Secured:							
1 Accounts Receivable- Others	12/31/2022		12/31/2021	2,604.51	-	2,604.51	RET payments
2 Accounts Receivable- Interco.	12/16/2020 & 2/1/2021			-	2,897.21	2,897.21	GET UBP (U2102) Janitorial Services
Various Clients - AP Registration	12/11/2019 & 12/12/2019		1/31/2022	70,262.03	55,292.23	125,554.26	Advances AP Registration
Various Clients - RET	12/2/2019 & 10/06/2022		12/19/2022	53,607.73	159,299.12	105,691.39	RET payments
Various Clients -EST. REG.			12/27/2019	-	51,052.50	51,052.50	Estimated Registration Expenses
Various Client - Bill deposit Applied	8/3/2021			-	3,992.92	3,992.92	Bill deposit applied
Unsecured:							
1							
2							
3							
Sub-total				19,258.81	272,533.98	291,792.79	
<b>Installment Contracts Receivable</b>							
Secured:							
1 Various Clients				1,219,904.29	20,987,787.85	19,767,883.56	Receivable from Sale of Real Estate
2							
3							
Unsecured:							
1							
2							
3							
Sub-total					20,987,787.85	19,767,883.56	
<b>Other Receivable:**</b>							
1							
2							
3							
Sub-total							
<b>GRAND TOTALS</b>					<b>21,260,321.83</b>	<b>20,059,676.35</b>	
**To be itemized in detail.							



**ANNUAL STATEMENT for the Year Ended December 31, 2022 of CITYPLANS, INCORPORATED**

**SCHEDULE Corporate assets 3-14 Corporate Assets - INVENTORIES**

Particulars	Nature of Account	COST		Remarks
		Previous Year	Current Year	
(1)	(2)	(3)	(4)	(5)
1				
2				
3	N	O	N	E
4				
5				
6				
7				
<b>TOTAL</b>				
*To be Itemized in detail.				

**ANNUAL STATEMENT for the Year Ended December 31, 2022 of CITYPLANS, INCORPORATED**

**SCHEDULE 3-15 Corporate Assets - OTHER ASSETS**

Particulars		Nature of Account	Balance Previous Year	Balance of Current Year	Remarks
(1)	(2)	(3)	(4)	(5)	
1	Input Tax	VAT on Purchases	3,643.13	22,145.95	
2	Other Assets - PLDT	Deposit for Tel. Instrument	800.00	800.00	
3	Other Assets - Meter Deposit	Deposit for Electric Meter	63,964.47	63,964.47	
4	Other Assets - CC10 Asso. (Elevator)	Capitalized Asset	5,616.32	4,914.20	
5	Net Pension Asset	Retirement Plan for Employees	34,404.00	-	
6	Prepaid Tax / Expenses	Prepaid Income Tax / RET	1,548,016.80	2,007,558.51	
7	Other Assets - One Taft Residences Units	Condominium Units (turned over in August 2022)	19,421,038.40	-	
8					
9					
10					
	<b>TOTAL</b>		<b>21,077,483.12</b>	<b>2,099,383.13</b>	
<i>*To be Itemized in detail.</i>					

**ANNUAL STATEMENT for the Year Ended December 31, 2022 of CITYPLANS, INCORPORATED**

**SCHEDULE 4 - INSURANCE PREMIUM RESERVE**

Plan		Balance of	Balance
		Previous Year	Current Year
(1)		(2)	(3)
1	Memorial		
2	Pension	70,340.39	45,243.70
3	Education		
<b>TOTAL</b>		<b>70,340.39</b>	<b>45,243.70</b>

**ANNUAL STATEMENT for the Year Ended December 31, 2022 of CITYPLANS, INCORPORATED**

**SCHEDULE 5 - OTHER RESERVES**

Plan		Balance of	Balance
		Previous Year	Current Year
(1)		(2)	(3)
<b>PENSION</b>			
1	Pension Bonus	300,110.35	137,117.25
2	Trust Fund Deficiency	-	-
3			
<b>TOTAL</b>		<b>300,110.35</b>	<b>137,117.25</b>

**ANNUAL STATEMENT for the Year Ended December 31, 2022 of CITYPLANS, INCORPORATED**

**SCHEDULE 6 - PLANHOLDERS' BENEFITS PAYABLE**

Name of Planholder (1)	Contract Number (2)	Nature of Account (3)	Balance Previous Year (4)	Balance Current Year (5)	Remarks (6)
<b>RIAL PLAN:</b>					
<b>Basket (SEC)</b>					
1					
2					
3					
4					
5					
Sub-total			-	-	
<b>B. New Basket (IC)</b>					
1					
2					
3					
4					
5					
Sub-total			-	-	
<b>Total</b>					
			-	-	
<b>PENSION PLAN:</b>					
<b>A. Old Basket (SEC)</b>					
1					
2					
3					
4					
5					
Sub-total			-	-	
<b>B. New Basket (IC)</b>					
1	Roxanne C. Querubin	11630	Staled Check -FS-MV & PB; Add'l PB for 2002	11,771.31	11,771.31
2	Fernando Flores	10651	Staled Check -Additional Pension Bonus	71.53	71.53
3	Susan Alviola	10708	Staled Check -Additional Pension Bonus	848.91	848.91
4	Natalia S. Paulme	10780	Staled Check -Additional Pension Bonus	101.24	101.24
5	Ma. Geraldine S. Solitario	14635	Additional pension bonus for 2002	2,849.27	2,849.27
6	Salvador B. dela Peña	12046	Additional pension bonus -2002 / PB Dec 2001	2,271.87	2,271.87
7	Rodelio S. Roque	12138	Additional pension bonus for 2002	163.76	163.76
8	Cheryl M. Zamora	10768	Additional pension bonus for 2002	408.02	408.02
9	Joel F. Malicsi	11678	Additional pension bonus-2002 / PB Dec. 2001	601.92	601.92
10	Teodoro Q. Valbuena	11982	Additional pension bonus-2002 / PB Dec. 2001	603.57	603.57
11	Raquel C. Canlas	11213	Full settlement of pension bonus – Dec. 2001	395.25	395.25
12	Jose O. Fournier	10703	Full settlement of pension bonus – Dec. 2001	2,120.08	2,120.08
13	Marvin T. Caro	11291	Full settlement of pension bonus – Dec. 2001	422.19	422.19
14	Alexander F. de Vera	10380	Full settlement of pension bonus – Dec. 2001	355.82	355.82
15	Ma. Belinda Medrana	12235	Staled Check-Additional pension bonus for 2003	1,774.64	1,774.64
16	Antonio Santos	12024	Staled Check-Additional pension bonus for 2003	134.55	134.55
17	Rodolfo L. Montero	11842	Staled Check-Additional pension bonus for 2004	653.70	653.70
18	Eleonor Maglalang	20431	Staled Check- Termination Values 03/03/05	997.50	997.50
19	Julieta N. Navor	14874	Additional pension bonus for 2003	310.80	310.80
20	Helen C. Lay	14842	Additional pension bonus for 2003	222.43	222.43
21	Soliza Nora F. Tornea	12559	Additional pension bonus for 2003	231.57	231.57
22	Magdalena M. Rañada	15913	Additional pension bonus for 2003	214.10	214.10
23	Angelito M. Rañada Jr.	15916	Additional pension bonus for 2003	212.78	212.78
24	Senen D. Sevilla	15576	Additional pension bonus for 2003	181.16	181.16
25	Evelyn C. Palarca	10747	Additional pension bonus for 2003	308.46	308.46
26	Joseph Y. Jimenez	10868	Additional pension bonus for 2003	166.26	166.26
27	Edna M. Jimenez	10866	Additional pension bonus for 2003	166.26	166.26
28	Marianito B. Aranas	18038	Additional pension bonus for 2004	252.73	252.73
29	Raymond Enriquez	16967	Additional pension bonus for 2004	360.74	360.74
30	Arce Oblea	17055	Additional pension bonus for 2004	1,252.84	1,252.84
31	Anita A. Regado	16303	Additional pension bonus for 2004	296.39	296.39
32	Joel R. Peñamora	17124	Additional pension bonus for 2004	245.73	245.73
33	Lourdes F. Quising	17867	Additional pension bonus for 2004	1,302.14	1,302.14
34	Belen B. Marciano	18060	Additional pension bonus for 2004	232.83	232.83
35	Ovette N. Ricalde	15495	Additional pension bonus for 2004	469.76	469.76
36	Joseph Aaron Miravalles	16922	Additional pension bonus for 2004	184.64	184.64
37	Julio Cesar M. Manalo	12198	Additional pension bonus for 2012	91.00	91.00
38	Ramon I. Manuel	15324	Staled Check -Additional Pension Bonus	207.98	207.98
39	Numida Pantaleon	18024	Staled Check -Additional Pension Bonus	548.72	548.72
40	Mary Ann Monterola	10413	Staled Checks & Hold Monthly Pension	20,616.22	20,616.22
41	Gerard Thomas Atienza	10646	Staled Check -Full settlement of MV & bonus	11,580.75	11,580.75
42	Wilbert Sy	18408/18409/18410	Staled Check -Additional Pension Bonus	976.96	976.96
43	Monica S. Blanco	17004	Staled Check -Additional Pension Bonus	148.52	148.52
44	Aran Jason M. Manalo	18015	Staled Check -Additional Pension Bonus	388.87	388.87
45	Loida Malaca	19020	Staled Check -Additional Pension Bonus	293.67	293.67
46	Erlinda Villaruel	10285	Staled Check -Additional Pension Bonus	708.76	708.76
47	Belen Marciano	11180	Staled Check -Additional Pension Bonus	232.83	232.83
48	Leonidita B. Pascual	12062	Staled Check -Additional Pension Bonus	695.36	695.36
49	Rickzon Umali	11042	Staled Check -Full settlement of MV & bonus	54,752.94	54,752.94
50	Antonio Pascual	10507	Staled Check -Additional Pension Bonus	350.38	350.38
51	Renato D. Barba	10369	Staled Check -Additional Pension Bonus	135.11	135.11
52	Oscar Malimban	11135	Staled Check – Additional pension bonus	686.72	686.72
53	Ferdinand De Leon	17564	Staled Check – Additional pension bonus	186.55	186.55
54	Ramon Nino De Leon	12271	Staled Check – Additional pension bonus	186.57	186.57
55	Teresita Santos	10630	Staled Check – Additional pension bonus	634.31	634.31
56	Marissa A. Ceraos	13963	Staled Check -TV( excess after settlement of loan)	7,183.97	7,183.97
57	Daniilo R. Eusebio	18294	Staled Check -TV( excess after settlement of loan)	4,824.82	4,824.82
58	Elenita R. Dimacuja	11833	Staled Check -MV( excess after settlement of loan)	400.00	400.00
59	Liberato Herbert Martinito Jr.	18984	Staled Check -TV( excess after settlement of loan)	2,885.98	2,885.98
60	Jesus C. Mendoza	18591	Staled Checks & Hold Monthly Pension	141,872.66	153,872.66

Name of Planholder		Contract Number	Nature of Account	Balance Previous Year	Balance Current Year	Remarks
(1)	(2)	(3)	(4)	(5)	(6)	
61	Henry B. Bentir	11109	Staled Checks & Hold Monthly Pension	133,896.07	145,896.07	
62	Julieth P. Benson	20266	Staled Checks & Hold Monthly Pension	37,820.42	41,420.42	
63	Lilian S. Cortez	10979	Staled Checks & Hold Monthly Pension	21,000.00	29,400.00	
64	Apolinario Solmeo	12630	Staled Check-TV & Pension Bonus	4,198.15	4,198.15	
65	Mary Chile Villaseran	10059	Staled Check -Additional Pension bonus for 2010	1,217.19	1,217.19	
66	Alicia D. Angeles	19160	Staled Check -Additional Pension bonus for 2010	186.51	186.51	
67	Czara Jane Lee	10103	Staled Check -Additional Pension bonus for 2010	486.62	486.62	
68	Czara Jane Lee	10061	Staled Check -Additional Pension bonus for 2010	486.62	486.62	
69	Alexander J. Lazona	11828	Staled Checks & Hold Monthly Pension	129,674.84	141,674.84	
70	Sonny G. Ang	11077	Staled Check -Full settlement of MV & bonus	76,264.33	76,264.33	
71	Avegail M. Alagar	12327	Staled Check -Full settlement of MV & bonus	111,387.76	111,387.76	
72	Rodrigo M. Ocampo	12032	Staled Checks & Hold Monthly Pension	253,615.27	277,615.27	
73	Vergel Benedict R. Dela Cruz	19715	Staled Checks & Hold Monthly Pension	352,670.61	388,670.61	
74	Gabriel P. Reyala Jr.	11939	Staled Checks & Hold Monthly Pension	34,800.00	38,400.00	
75	Gabriel P. Reyala Jr.	20367	Staled Checks & Hold Monthly Pension	32,403.43	39,603.43	
76	Lea A. Macandandang	19696	Staled Check -Full settlement of MV & bonus	10,725.76	10,725.76	
77	Ma. Teresa R. Cruz	10027	Additional interest on pension bonus (2005-2011)	304.30	304.30	
78	Edwin Q. Raymundo	10031	Additional interest on pension bonus (2005-2011)	433.45	433.45	
79	Jeannie Vilma N. Raymundo	10196	Additional interest on pension bonus (2005-2011)	457.31	457.31	
80	Daniel L. De Luna Jr.	10062	Additional interest on pension bonus (2005-2011)	486.48	486.48	
81	Miriam I. Lipata	10075	Additional interest on pension bonus (2005-2011)	416.69	416.69	
82	Ma. Doliza R. Rifon	10082	Additional interest on pension bonus (2005-2011)	486.62	486.62	
83	Donna Bella L. De Luna	10091	Additional interest on pension bonus (2005-2011)	190.80	190.80	
84	Amancio G. Mantaring	10098	Additional interest on pension bonus (2005-2011)	974.09	974.09	
85	Elvira I. Urtula	10104	Additional interest on pension bonus (2005-2011)	304.30	304.30	
86	Elvira I. Urtula	10105	Additional interest on pension bonus (2005-2011)	304.30	304.30	
87	Josephine L. De Luna	10106	Additional interest on pension bonus (2005-2011)	340.01	340.01	
88	Josephine L. De Luna	10107	Additional interest on pension bonus (2005-2011)	340.01	340.01	
89	Josephine L. De Luna	10108	Additional interest on pension bonus (2005-2011)	340.01	340.01	
90	Josephine L. De Luna	10109	Additional interest on pension bonus (2005-2011)	340.01	340.01	
91	Ricardo O. Lojera	10111	Additional interest on pension bonus (2005-2011)	155.89	155.89	
92	Ian Kenneth G. Liuson	10185	Additional interest on pension bonus (2005-2011)	529.19	529.19	
93	Erlinda S. Villaruel	10285	Additional interest on pension bonus (2005-2011)	45.39	45.39	
94	Leonida A. Basa	10303	Additional interest on pension bonus (2005-2011)	34.45	34.45	
95	George J. Salvador	10304	Additional interest on pension bonus (2005-2011)	157.31	157.31	
96	Reynaldo A. Kangleon	10385	Additional interest on pension bonus (2005-2011)	211.42	211.42	
97	Agustina P. Abordo	10390	Additional interest on pension bonus (2005-2011)	93.41	93.41	
98	Mary Ann E. Monterola	10413	Additional interest on pension bonus (2005-2011)	163.11	163.11	
99	Lilia R. Gelena	10425	Additional interest on pension bonus (2005-2011)	138.33	138.33	
100	Patrocinio B. Mariano	10427	Additional interest on pension bonus (2005-2011)	207.14	207.14	
101	William B. Mariano	10428	Additional interest on pension bonus (2005-2011)	99.68	99.68	
102	Arnel O. Legada	10449	Additional interest on pension bonus (2005-2011)	141.05	141.05	
103	Elizabeth S. Bringas	10482	Additional interest on pension bonus (2005-2011)	297.67	297.67	
104	Emmanuelle S. Bringas	10483	Additional interest on pension bonus (2005-2011)	99.39	99.39	
105	Alhamed V. Majini	10495	Additional interest on pension bonus (2005-2011)	144.93	144.93	
106	Fe-Attik E. Adil	10546	Additional interest on pension bonus (2005-2011)	186.03	186.03	
107	Fe-Attik E. Adil	10704	Additional interest on pension bonus (2005-2011)	225.37	225.37	
108	Fe-Attik E. Adil	10904	Additional interest on pension bonus (2005-2011)	267.27	267.27	
109	Regina R. Gomez	10551	Additional interest on pension bonus (2005-2011)	286.51	286.51	
110	Ma Beatriz L. Cagampang	10595	Additional interest on pension bonus (2005-2011)	181.45	181.45	
111	Toribio E. Ramos	10599	Additional interest on pension bonus (2005-2011)	186.76	186.76	
112	Remedios S. Ampongan	10601	Additional interest on pension bonus (2005-2011)	129.57	129.57	
113	Michael Derick P. Co	10674	Additional interest on pension bonus (2005-2011)	230.74	230.74	
114	Frank S. Chan	10742	Additional interest on pension bonus (2005-2011)	1,366.85	1,366.85	
115	Norbita M. Biag	10762	Additional interest on pension bonus (2005-2011)	156.02	156.02	
116	Sergio L. Velasquez	10770	Additional interest on pension bonus (2005-2011)	63.34	63.34	
117	Sergio L. Velasquez	10771	Additional interest on pension bonus (2005-2011)	63.27	63.27	
118	Emeliana P. Carraig	10773	Additional interest on pension bonus (2005-2011)	86.82	86.82	
119	Carlito L. Macale	10778	Additional interest on pension bonus (2005-2011)	63.27	63.27	
120	Carlito L. Macale	10779	Additional interest on pension bonus (2005-2011)	93.22	93.22	
121	Naomi V. Sendiong	10805	Additional interest on pension bonus (2005-2011)	375.93	375.93	
122	Rosalinda R. Jungco	10835	Additional interest on pension bonus (2005-2011)	183.93	183.93	
123	Rebecca L. Sevilla	10840	Additional interest on pension bonus (2005-2011)	187.27	187.27	
124	Emmanuel A. Perez	10851	Additional interest on pension bonus (2005-2011)	275.77	275.77	
125	Luisa G. Morales	10855	Additional interest on pension bonus (2005-2011)	75.39	75.39	
126	Erlinda C. Valiente	10857	Additional interest on pension bonus (2005-2011)	183.61	183.61	
127	Norma Sol V. Yanson	10869	Additional interest on pension bonus (2005-2011)	187.95	187.95	
128	Miralayn M. Molaneda	10890	Additional interest on pension bonus (2005-2011)	189.95	189.95	
129	Lorena J. Villanueva	10944	Additional interest on pension bonus (2005-2011)	374.90	374.90	
130	Philemon O. Organo	10947	Additional interest on pension bonus (2005-2011)	100.77	100.77	
131	Teddy A. Irene	10959	Additional interest on pension bonus (2005-2011)	257.75	257.75	
132	Alicia R. Santos	10972	Additional interest on pension bonus (2005-2011)	530.65	530.65	
133	Melanie S. Chua	10986	Additional interest on pension bonus (2005-2011)	191.38	191.38	
134	Maria Sylvia L. Cruz	11009	Additional interest on pension bonus (2005-2011)	315.78	315.78	
135	Rickzon F. Umali	11042	Additional interest on pension bonus (2005-2011)	175.94	175.94	
136	Sonny G. Ang	11077	Additional interest on pension bonus (2005-2011)	220.37	220.37	
137	Rosario G. Comia	11085	Additional interest on pension bonus (2005-2011)	397.57	397.57	
138	Tita P. Huddleston	11091	Additional interest on pension bonus (2005-2011)	300.91	300.91	
139	Riza M. Del Mundo	11098	Additional interest on pension bonus (2005-2011)	315.98	315.98	
140	Henry B. Bentir	11109	Additional interest on pension bonus (2005-2011)	312.95	312.95	
141	John Darry A. Lim	11121	Additional interest on pension bonus (2005-2011)	59.64	59.64	
142	Douglas R. Cunanan	11148	Additional interest on pension bonus (2005-2011)	1,560.07	1,560.07	
143	Loriza E. Dagdag	11185	Additional interest on pension bonus (2005-2011)	356.91	356.91	
144	Ma. Celsa Gregoria Paula A. Pa...	11217	Additional interest on pension bonus (2005-2011)	241.50	241.50	
145	Ma. Teresa S. Pamintuan	11232	Additional interest on pension bonus (2005-2011)	353.58	353.58	
146	Recuerdo J. Santiago	11248	Additional interest on pension bonus (2005-2011)	41.62	41.62	
147	Aurora C. Javier	11254	Additional interest on pension bonus (2005-2011)	348.15	348.15	
148	Fernando N. Pangga	11255	Additional interest on pension bonus (2005-2011)	353.70	353.70	
149	Virginia S. Balinas	11257	Additional interest on pension bonus (2005-2011)	65.91	65.91	
150	Maria Ellen D. Chua	11265	Additional interest on pension bonus (2005-2011)	482.38	482.38	
151	Eliza B. Loyao	11270	Additional interest on pension bonus (2005-2011)	335.62	335.62	
152	Redempta G. Vergara	11301	Additional interest on pension bonus (2005-2011)	718.24	718.24	
153	Redempta G. Vergara	11302	Additional interest on pension bonus (2005-2011)	520.29	520.29	
154	James C. Sy	11344	Additional interest on pension bonus (2005-2011)	386.39	386.39	
155	Merlyn P. Espirituoso	11691	Additional interest on pension bonus (2005-2011)	289.59	289.59	
156	Adoracion C. Gonzaga	11795	Additional interest on pension bonus (2005-2011)	235.36	235.36	

Name of Planholder	Contract Number	Nature of Account	Balance Previous Year	Balance Current Year	Remarks
(1)	(2)	(3)	(4)	(5)	(6)
157	Alexander J. Lazona	11828	Additional interest on pension bonus (2005-2011)	385.70	385.70
158	Redempta E. Cawaling	11866	Additional interest on pension bonus (2005-2011)	359.47	359.47
159	Maximo M. Bayno	11876	Additional interest on pension bonus (2005-2011)	586.99	586.99
160	Amador T. De Leon	11945	Additional interest on pension bonus (2005-2011)	664.84	664.84
161	Anna Lissa M. Guinto	12034	Additional interest on pension bonus (2005-2011)	706.62	706.62
162	Gloria D. Bautista	12093	Additional interest on pension bonus (2005-2011)	703.25	703.25
163	Sylvia A. Palugod	12144	Additional interest on pension bonus (2005-2011)	329.86	329.86
164	Rafael R. Buenaventura	12147	Additional interest on pension bonus (2005-2011)	709.36	709.36
165	Erlinda B. Franco	12192	Additional interest on pension bonus (2005-2011)	226.84	226.84
166	Romancito S. Romano	12288	Additional interest on pension bonus (2005-2011)	371.78	371.78
167	Apolinario G. Lakanilao	12424	Additional interest on pension bonus (2005-2011)	391.23	391.23
168	Quennie D. Solomon	12500	Additional interest on pension bonus (2005-2011)	83.79	83.79
169	Rogelio E. Encarnacion	12607	Additional interest on pension bonus (2005-2011)	166.64	166.64
170	Benjamin D. Tejada	12654	Additional interest on pension bonus (2005-2011)	321.56	321.56
171	Isabelito R. De Guzman	12773	Additional interest on pension bonus (2005-2011)	98.36	98.36
172	Ann Ng	12862	Additional interest on pension bonus (2005-2011)	96.47	96.47
173	Ana Meren T. Bersamin-Tan	12879	Additional interest on pension bonus (2005-2011)	19.41	19.41
174	Aniceto M. Noguera	12890	Additional interest on pension bonus (2005-2011)	437.65	437.65
175	Myrna C. Arce	13453	Additional interest on pension bonus (2005-2011)	87.42	87.42
176	Avelina C. Alberastine	13488	Additional interest on pension bonus (2005-2011)	361.02	361.02
177	Prescilla D. Acob	13528	Additional interest on pension bonus (2005-2011)	349.26	349.26
178	Albert M. Ortega	13602	Additional interest on pension bonus (2005-2011)	552.59	552.59
179	Luis B. Odero	13767	Additional interest on pension bonus (2005-2011)	180.53	180.53
180	Merlo D. Mañalac	14081	Additional interest on pension bonus (2005-2011)	142.82	142.82
181	Merlo D. Mañalac	14082	Additional interest on pension bonus (2005-2011)	107.12	107.12
182	Merlo D. Mañalac	14082	Additional interest on pension bonus (2005-2011)	107.12	107.12
183	Lavyrano R. Reyes	14838	Additional interest on pension bonus (2005-2011)	542.47	542.47
184	Emerita C. Hernandez	14911	Additional interest on pension bonus (2005-2011)	906.64	906.64
185	Maria Eloisa C. Gelomio	14988	Additional interest on pension bonus (2005-2011)	38.57	38.57
186	Filomena S. San Juan	15558	Additional interest on pension bonus (2005-2011)	867.24	867.24
187	Juan A. Veruasa Jr.	15566	Additional interest on pension bonus (2005-2011)	179.97	179.97
188	Melinda Y. De Guzman	15663	Additional interest on pension bonus (2005-2011)	208.93	208.93
189	Henry Villanueva	15664	Additional interest on pension bonus (2005-2011)	204.17	204.17
190	Lailani Q. Whittle	15703	Additional interest on pension bonus (2005-2011)	103.90	103.90
191	Lourdes M. Cosare	15997	Additional interest on pension bonus (2005-2011)	136.62	136.62
192	Nenita T. Villante	16019	Additional interest on pension bonus (2005-2011)	123.37	123.37
193	Nenita T. Villante	16030	Additional interest on pension bonus (2005-2011)	123.37	123.37
194	Jun L. Clarito	16226	Additional interest on pension bonus (2005-2011)	255.55	255.55
195	Wilbert L. Clarito	16300	Additional interest on pension bonus (2005-2011)	374.06	374.06
196	Eddrobin E. Leynes	16324	Additional interest on pension bonus (2005-2011)	180.79	180.79
197	Lailani Q. Whittle	16594	Additional interest on pension bonus (2005-2011)	143.49	143.49
198	Estelita H. Menes	16732	Additional interest on pension bonus (2005-2011)	301.30	301.30
199	Reynaldo M. Lisbo	16733	Additional interest on pension bonus (2005-2011)	155.61	155.61
200	Reynaldo M. Lisbo	16734	Additional interest on pension bonus (2005-2011)	155.61	155.61
201	Arturo M. Llamas Jr.	17178	Additional interest on pension bonus (2005-2011)	606.33	606.33
202	Charlie Gaw	17267	Additional interest on pension bonus (2005-2011)	232.61	232.61
203	Apollo T. Lucido	17334	Additional interest on pension bonus (2005-2011)	30.26	30.26
204	Apollo T. Lucido	17335	Additional interest on pension bonus (2005-2011)	30.26	30.26
205	Evangelina C. Avila	17391	Additional interest on pension bonus (2005-2011)	123.55	123.55
206	Eugenia A. Bonifacio	17499	Additional interest on pension bonus (2005-2011)	117.11	117.11
207	Rosalinda T. Delos Santos	17539	Additional interest on pension bonus (2005-2011)	201.81	201.81
208	Angeline P. Chung	17549	Additional interest on pension bonus (2005-2011)	105.99	105.99
209	Louie N. Poa	17750	Additional interest on pension bonus (2005-2011)	68.09	68.09
210	Leoncio G. Valera	18132	Additional interest on pension bonus (2005-2011)	61.45	61.45
211	Elsie C. Recasa	18174	Additional interest on pension bonus (2005-2011)	286.40	286.40
212	Fay V. Romano	18375	Additional interest on pension bonus (2005-2011)	439.59	439.59
213	Edwin D. Sta. Juana	18516	Additional interest on pension bonus (2005-2011)	360.13	360.13
214	Rosario M. Orogan	18584	Additional interest on pension bonus (2005-2011)	112.41	112.41
215	Jesus C. Mendoza	18591	Additional interest on pension bonus (2005-2011)	124.97	124.97
216	Laura S. Ison	19000	Additional interest on pension bonus (2005-2011)	72.23	72.23
217	Margarita B. Marcelo	19123	Additional interest on pension bonus (2005-2011)	432.17	432.17
218	Imelda L. Sandoval	19257	Additional interest on pension bonus (2005-2011)	252.25	252.25
219	Avis M. Navarro	19286	Additional interest on pension bonus (2005-2011)	205.07	205.07
220	Manuel P. Mejorada II	19287	Additional interest on pension bonus (2005-2011)	425.05	425.05
221	Wilfredo M. Manubay	19374	Additional interest on pension bonus (2005-2011)	74.44	74.44
222	Emiliano C. Bautista	19479	Additional interest on pension bonus (2005-2011)	129.38	129.38
223	Rora Liza R. Bofill	19516	Additional interest on pension bonus (2005-2011)	64.96	64.96
224	Illuminado S. Rubio	19567	Additional interest on pension bonus (2005-2011)	270.69	270.69
225	Lornalie J. Gertos	19610	Additional interest on pension bonus (2005-2011)	68.93	68.93
226	Jorge D. De Ramos	19652	Additional interest on pension bonus (2005-2011)	40.59	40.59
227	Lalano D. Badoy Jr.	19710	Additional interest on pension bonus (2005-2011)	404.90	404.90
228	Kenneth Narciso S. Go	19754	Additional interest on pension bonus (2005-2011)	108.39	108.39
229	Rey Antonio G. Maclang	19800	Additional interest on pension bonus (2005-2011)	66.77	66.77
230	Julieth P. Benson	20266	Additional interest on pension bonus (2005-2011)	0.72	0.72
231	Michelle A. Cabusco	14423	Staled Checks & Hold Monthly Pension	109,803.77	115,803.77
232	Rowena B. Ramos	14547	Staled Check - per cv 721	110,438.72	
233	Teresa Avendaño	14936	Staled Check - per cv	106,512.36	106,512.36
234	Antonio G. Sevilla Jr.	15538	Staled Checks & Hold Monthly Pension	108,171.21	120,171.21
235	Daniel Hipolito B. Reyes	15711	Hold Monthly Pension	108,123.56	120,123.56
236	Gemini I. Baello	12829	Staled Check - Additional pension bonus	163.57	163.57
237	Elvira Ikitan	15617	Staled Check - per cv 439	74,699.94	74,699.94
238	Maria Cristina P. Deem	16447	Staled Checks & Hold Monthly Pension	105,017.87	117,017.87
239	Marites G. Reyes	16615	Staled Checks & Hold Monthly Pension	73,256.67	81,656.67
240	Kizzy Ann R. Juanitez	17362	Staled Check- Unclaimed MV & Pension Bonus	104,247.14	104,247.14
241	Lailani Incarnacion A. David	17922	Hold Monthly Pension	65,377.97	73,777.97
251	Various Planholders		(2012 & 2013 & 2021)	19,958.77	21,477.32
252	Various Planholders		Add'l interest on pension bonus-Matured Plans (2014)	1,058.50	1,058.50
253	Jennifer Aileen S. Cortez	20551	Staled Check- Unclaimed MV & Pension Bonus	30,000.00	42,000.00
254	Anselma B. Amanda	18178	Staled Checks & Hold Monthly Pension	1,000.00	1,000.00
255	Racquel M. Manuel	18276	Staled Checks & Hold Monthly Pension	61,396.21	69,796.21
256	Edwin C. Yee	18745	Hold Monthly Pension	170,662.84	194,662.84
257	Rosalie A. Taguinod	18886	Hold Monthly Pension	116,937.19	134,937.19
258	Cecilia M. Capote	17830	Staled Checks - Remaining Termination Values	9,396.03	9,396.03
259	Soledad F. Tugano	19891	Staled Checks - Remaining Termination Values	5,149.40	5,149.40
260	Antonio E. De Guzman Jr.	10656	Set up of benefits payable	38,773.65	44,773.65

	Name of Planholder (1)	Contract Number (2)	Nature of Account (3)	Balance	Balance	Remarks (6)
				Previous Year (4)	Current Year (5)	
261	Alzor C. Tapia	11810	Set up of benefits payable & staled check	29,000.00	41,000.00	
262	Aurea B. De Felipe	20591	Set up of benefits payable	27,083.55	32,083.59	
263	Emelina B. Santos	20399	Staled check - payment of termination values	2,051.67	2,051.67	
264	Fernando B. Villegas Jr.	10801	Staled check - MV & pension bonus	117,205.36	117,205.36	
265	Ma. Beatriz L. Cagampang	10595	Set up of benefits payable	30,000.00	-	
266	Neves C. Balbin	10347	Set up of benefits payable	65,089.22	77,089.22	
267	Joy A. Dean	10753	Set up of benefits payable	37,873.54	-	
268	Dominador R. Sanchez	14341	Set up of benefits payable	57,511.85	70,711.85	
269	Rex David Derecto	10767	Set up of benefits payable	30,150.37	37,350.37	
270	Jerome S. David	20592	Set up of benefits payable	34,166.53	44,166.49	
271	Jaime M. Bantilo	17395	Staled check - MV & pension bonus	113,015.66	113,015.66	
272	Marilou S. Perez	17698	Set up of benefits payable & staled check	-	-	
273	Norbita M. Biag	10763	Staled check - 1st monthly pension & pension bonus	33,729.10	44,529.10	
274	Manuel L. Gonzales	10661	Set up of benefits payable & staled check	14,566.32	19,366.32	
275	Marie Kimberly S. Perez	17827	Set up of benefits payable & staled check	74,339.10	80,939.10	
276	Maria Crizelda S. Lukban	14566	Set up of benefits payable & staled check	33,292.60	45,292.60	
277	Evelyn T. Bagay	17931	Set up of benefits payable & staled check	47,537.30	-	
278	Elvira B. Vitug	17930	Set up of benefits payable & staled check	154,037.30	154,037.30	
285	Purita M. Arceo	20003	Set up of benefits payable & staled check	1,000.00	-	
286	Jeffrey A. Lo	20505	Staled Check- Maturity Value	50,000.00	50,000.00	
287	Carmelita U. Gesmundo	18292	Set up of benefits payable & staled check	65,300.74	-	
288	Carmelita U. Gesmundo	18293	Set up of benefits payable & staled check	65,300.74	-	
289	Alfred Bryan S. Vicencio	20550	Set up of benefits payable & staled check	12,000.00	18,000.00	
290	Danao B. Afuang	10746	Staled Check- Termination Value	24,185.83	24,185.83	
291	Cheryl M. Zamora	10769	Set up of benefits payable & staled check	22,303.87	33,103.87	
292	Rosalie A. Taguinod	18885	Set up of benefits payable	88,053.22	148,053.22	
293	Noel V. Pondevida	18875	Set up of benefits payable	111,713.18	111,713.18	
294	Merly H. Ballaran	10148	Set up of benefits payable	208,655.35	-	
295	Agnes C. Llamas	10176	Set up of benefits payable	208,855.89	208,855.89	
296	Mark Andrew V. Tingin	12167	Set up of benefits payable	10,575.17	10,575.17	
297	Aaron D. Pojol	20190	Staled check-Full MV and PB	100,021.38	100,021.38	
298	Jeannet P. Ong	10600	Set up enefits payable- mo. Pension & pension bonus	143,672.91	-	
299	Celia U. Samson	10761	Unclaimed check - JV#212120027	500.00	-	
300	Celia U. Samson	10768	Unclaimed check - JV#212120027	500.00	-	
301	Gemini I. Baello	20526	Unclaimed check - JV#212120027	1,000.00	-	
302	Ruby Mae Donesa	11878	Unclaimed check - JV#212120027	80,525.93	-	
303	Bienvenido Y. Agustin Jr	11841	Unclaimed check - JV#212120027	82,587.95	-	
304	Orlando Sales	20615	Unclaimed check - JV#212120027	1,666.67	-	
305	Rosalie Torres	10163	Unclaimed check - JV#212120027	218,325.46	-	
309	Rodolfo Cordova	11621	Unclaimed check - JV#212120027	217,578.19	-	
310	Norman V. Alfonso	11258	Unclaimed check - JV#212120027	126,029.89	-	
311	Noriel M. Baldoz	11522	Unclaimed check - JV#212120027	103,517.71	103,517.71	
312	Purita M. Arceo	20003	Unclaimed check - JV#212120027	2,000.00	-	
313	Jeannet P. Ong	10600	Unclaimed check - JV#212120027	1,250.00	-	
314	Mary Victoria E. Ditona	13109	Hold Monthly Pension	-	47,580.43	
315	Melita P. Bawaan	12613	Hold Monthly Pension	-	6,082.13	
316	Arnold P. Bernardo	12194	Hold Monthly Pension	-	32,365.38	
317	Melchor B. Sosing	13171	Hold Monthly Pension	-	8,941.15	
318	Mary Joy J. Enriquez	20379	Hold Monthly Pension	-	3,003.83	
319	Reynaldo M. Quintana Jr.	14636	Hold Monthly Pension	-	8,792.23	
320	Various planholders		Unclaimed check -JV#22120035	-	9,198.10	
	Sub-total			5,794,888.69	4,887,027.10	
	Total			5,794,888.69	4,887,027.10	
<b>EDUCATION PLAN:</b>						
<b>A. Old Basket (SEC)</b>						
	1					
	2					
	3					
	4					
	5					
	Sub-total			-	-	
<b>B. New Basket (IC)</b>						
	1					
	2					
	3					
	4					
	5					
	Sub-total			-	-	
	Total			-	-	
	Grand Total			5,794,888.69	4,887,027.10	

**ANNUAL STATEMENT for the Year Ended December 31, 2022 of CITYPLANS, INCORPORATED**

**SCHEDULE 7 - PLANHOLDERS' DEPOSITS**

Name of Planholder (1)	Contract Number (2)	Balance of	Received	Refunded	Balance
		Previous Year (3)	During the Year (4)	During the Year (5)	Current Year 3+4-5 (6)
<b>Planholders' Deposit - (220-000)</b>					
1	Rogelio T. Gabriel	285.00	-	-	285.00
2	Eddison Marrique	105.00	-	-	105.00
3	Leonor Gile	285.00	-	-	285.00
4	Bryan Tan	285.00	-	-	285.00
5	Maricel Gonzales	199.00	-	-	199.00
6	Roda Lorenzo	105.00	-	-	105.00
7	Ashiv Taneo	105.00	-	-	105.00
8	M. Najera	209.00	-	-	209.00
9	Arnel Manuel	105.00	-	-	105.00
10	Herminia C. Castro	235.00	-	-	235.00
	Sub-total	1,918.00	-	-	1,918.00
<b>Planholders' Deposit - Other - (220-101)</b>					
1	ARACELI A. BARTOLOME	17869	995.00	-	995.00
5	CORAZON M. CABUG	18775	225.25	-	225.25
12	JAIME M. BANTILLO	17395	205.00	-	205.00
14	JOCELYN G. FALCULAN	20572	13.80	-	13.80
16	MA. BEATRIZ L. CAGAMPANG	20624	72.35	-	72.35
19	MICHELLE A. CABUSO	14423	8.30	-	8.30
20	OFELIA O. WANIWAN	20245	312.59	-	312.59
21	ORLANDO M. SALES	20615	562.20	-	562.20
26	THOMAS WAYNE L. DAVIS	20335	424.00	-	424.00
29	YOLANDA S. CRUZ	20565 / 20541	305.20	-	305.20
	Sub-total	3,123.69	-	1,839.89	1,283.80
<b>Planholders' Deposit - Insurance Premium</b>					
1			-	-	-
2			-	-	-
	Sub-total	-	-	-	-
<b>GRAND TOTAL</b>		<b>5,041.69</b>	<b>-</b>	<b>1,839.89</b>	<b>3,201.80</b>

**ANNUAL STATEMENT for the Year Ended December 31, 2022 of CITYPLANS, INCORPORATED**

**SCHEDULE 8 - COUNSELORS' BOND RESERVE**

Name of Sales Counselor	Balance of	Received	Refunded	Balance
	Previous Year	During the Year	During the Year	Current Year
(1)	(2)	(3)	(4)	(5)
				2+3-4
1 Jeannet P. Ong	822.30	-	-	822.30
2 Vicente Acebedo	1,253.00	-	-	1,253.00
3 Wilfredo L. Mamerga	658.00	-	-	658.00
<b>GRAND TOTAL</b>	<b>2,733.30</b>	<b>-</b>	<b>-</b>	<b>2,733.30</b>

**ANNUAL STATEMENT for the Year Ended December 31, 2022 of CITYPLANS, INCORPORATED**

**SCHEDULE 9 - ACCOUNTS/NOTES PAYABLE**

Name of Creditor*		Nature of Account	Balance	Balance of	Remarks
(1)	(2)		Previous Year	Current Year	
			(3)	(4)	(5)
<b>Notes Payable</b>					
1					
2					
3					
4					
5					
6					
7					
8					
9					
10					
Sub-total			-	-	
<b>Accounts Payable</b>					
1	Cityland Development Corp.	Sharing of expenses	106,281.94	39,289.89	
2	Cityland Incorporated	Sharing of expenses	82,091.82	33,192.22	
3	City & Land Developers, Inc.	Retention for units purchased	150,000.00	-	
4	City & Land Developers, Inc.	Sharing of expenses	-	19,701.98	
5	Various	Others	180,292.77	133,175.97	
6	Various	Staled Checks	411,736.66	428,196.38	
7	Various RE Clients	Registration Expenses	297,959.28	519,072.19	
8	Various RE Clients	Meter Deposit Refund	338,978.64	316,310.29	
9	Various RE Clients	Advance RET Payments	13,959.26	587.82	
10	Various RE Clients	RE Refund	153,048.63	182,733.20	
11	Various RE Clients	Tax Declaration	2,850.00	2,850.00	
12	Various RE Clients	Advance RET Refund	-	3,700.00	
13	Medicare	Balance Payable	1,165.20	427.72	
14	SSS	Balance Payable	1,912.50	967.50	
15	Pag-ibig Fund	Balance Payable	200.00	100.00	
16	Various RE Clients	Meter Deposit	89,257.63	89,257.63	
17	Various RE Clients	Rental Deposit	497,152.67	6,888.67	
18	Various RE Clients	Reservation Fee	-	25,330.00	
19	Various RE Clients	Security Deposit	837,795.00	1,124,595.00	
20	Various RE Clients	Unaccounted deposits	-	10,948.00	
Sub-total			3,164,682.00	2,937,324.46	
<b>GRAND TOTAL</b>			<b>3,164,682.00</b>	<b>2,937,324.46</b>	
<i>*To be Itemized in detail.</i>					

**ANNUAL STATEMENT for the Year Ended December 31, 2022 of CITYPLANS, INCORPORATED**

**SCHEDULE 10 - TAXES PAYABLE**

Particulars (1)	Nature of Account (2)	Balance	Balance of	Remarks (5)
		Previous Year (3)	Current Year (4)	
1 Value-Added Taxes		63,183.59	53,099.88	
2 Withholding Taxes	Compensation & Benefits	68,996.06	0.00	
3 Withholding Taxes	Expanded Taxes	5,031.00	8,751.64	
<b>TOTAL</b>		<b>137,210.65</b>	<b>61,851.52</b>	
<i>*To be Itemized in detail.</i>				

**ANNUAL STATEMENT for the Year Ended December 31, 2022 of CITYPLANS, INCORPORATED**

**SCHEDULE 11- ACCRUED EXPENSES**

	Name of Creditor *	Nature / Description of Account	Balance	Balance of	Remarks
			Previous Year	Current Year	
	(1)	(2)	(3)	(4)	(5)
1	Accrued Insurance	Insurance Premium	982.45	561.51	
2	SGV & Company	Audit Fee	215,000.00	215,000.00	
3	SSS, Medicare, Pag-ibig	Contribution	5,037.70	2,298.30	
4	Employees	Unused Leave	944,698.00	2,139.00	
	<b>TOTAL</b>		<b>1,165,718.15</b>	<b>219,998.81</b>	
	<i>*To be Itemized in detail.</i>				

**ANNUAL STATEMENT for the Year Ended December 31, 2022 of CITYPLANS, INCORPORATED**

**SCHEDULE 12 - OTHER LIABILITIES**

	Name of Creditor*	Nature / Description of Account	Balance	Balance of	Remarks
			Previous Year	Current Year	
	(1)	(2)	(3)	(4)	(5)
1	C. Nicolas	HDC PRM - Unit 0448	7,700.00	7,700.00	
2	Various Clients	HDC	27,800.00	27,800.00	
3	Various Clients	Deferred Credit RET	19,958.19	15,881.82	
4	BIR	Deferred Tax Liabilities	1,764,681.66	1,167,196.07	
5	Employees	Net Retirement Liability	-	3,769.00	
	<b>TOTAL</b>		<b>1,820,139.85</b>	<b>1,222,346.89</b>	
<i>*To be Itemized in detail.</i>					

**ANNUAL STATEMENT for the Year Ended December 31, 2022 of CITYPLANS, INCORPORATED**

**SCHEDULE 13 - STOCKHOLDERS' EQUITY**

**Authorized Capital Stock: Number of Shares - 200,000,000; Amount - P 200,000,000.00**

Name of Stockholder (1)	Citizenship (2)	Number of Shares (3)	Par Value per Share (4)	Subscribed Capital (5)	Percentage of Ownership (6)	Paid-up Capital Stock		Subscription Receivable (7)	Additional Paid-in Capital (10)	Deposit for Future Subscription (11)	Dividends Paid During the Year (12)	Dividends Payable Current Year (13)
						Common (8)	Preferred (9)					
1 Cityland Development Corporation	Filipino	143,594,863	1.00	143,594,863.00	90.8110%	-	143,594,863.00	-	-	-	-	-
2 Cityland, Inc.	Filipino	14,512,716	1.00	14,512,716.00	9.1780%	-	14,512,716.00	-	-	-	-	-
3 Peter S. Dee	Filipino	5,805	1.00	5,805.00	0.0037%	-	5,805.00	-	-	-	-	-
4 Mabini L. Juan	Filipino	5,805	1.00	5,805.00	0.0037%	-	5,805.00	-	-	-	-	-
5 Vicente T. Paterno	Filipino	5,805	1.00	5,805.00	0.0037%	-	5,805.00	-	-	-	-	-
6 Wilfred S. Tiu	Filipino	1	1.00	1.00	0.0000%	-	1.00	-	-	-	-	-
7 Jefferson C. Roxas	Filipino	1	1.00	1.00	0.0000%	-	1.00	-	-	-	-	-
8 Josef C. Gohoc	Filipino	1	1.00	1.00	0.0000%	-	1.00	-	-	-	-	-
9 Joel C. Gohoc	Filipino	1	1.00	1.00	0.0000%	-	1.00	-	-	-	-	-
10 Ma. Victoria S. De Guzman	Filipino	1	1.00	1.00	0.0000%	-	1.00	-	-	-	-	-
11 Emma A. Choa	Filipino	1	1.00	1.00	0.0000%	-	1.00	-	-	-	-	-
<b>Total</b>		<b>158,125,000</b>		<b>158,125,000.00</b>	<b>100.00%</b>	<b>-</b>	<b>158,125,000.00</b>	<b>-</b>	<b>-</b>	<b>-</b>	<b>-</b>	<b>-</b>

ANNUAL STATEMENT for the Year Ended December 31, 2022 of CITYPLANS, INCORPORATED

SUMMARY OF INVESTED ASSETS

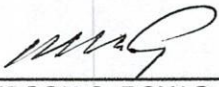
	PENSION	LIFE/MEMORIAL	EDUCATIONAL	TOTAL TRUST FUND	INSURANCE PREMIUM FUND	CORPORATE ASSETS	GRAND TOTAL
<b>1 . BONDS</b>							
<b>A. GOVERNMENT</b>							
A.1   FX Rate T-Notes							
A.2   Floating Rate T-Notes							
A.3   Retail T- Bonds	21,666,751.76			21,666,751.76		11,600,000.00	33,266,751.76
A.4   ST Denom Bonds (ERAP)							
A.5   Agrarian Reform Bonds/Landbank							
A.6   Philippine issued Eurobonds (P. \$)							
<b>B. PRIVATE BONDS</b>							
<b>C. FOREIGN BONDS</b>							
<b>2 . STOCKS</b>	488,067.93			488,067.93		4,206,705.43	4,694,773.36
<b>3 . REAL ESTATE</b>	2,614,707.95			2,614,707.95		146,932,134.65	149,546,842.60
<b>4 . PURCHASE MONEY MORTGAGES</b>							
<b>5 . MORTGAGE LOANS ON REAL ESTATE</b>							
<b>6 . COLLATERAL LOANS</b>							
<b>7 . GUARANTEED LOANS</b>							
<b>8 . OTHER LOANS</b>							
8.1   Car Loans							
8.2   Chattel							
8.3   Other Loans							
<b>9 . SHORT-TERM INVESTMENTS</b>							
9.1   Short-Term Government Bonds							
9.1.1   Treasury Bills							
9.2   Commercial Papers							
9.3   Promissory Note							
9.4   Fixed Income						109,600,000.00	109,600,000.00
9.5   Repurchase Agreement							
<b>10 . OTHER INVESTMENTS</b>							
10.1   Contract Receivables							
10.2   Proprietary Shares							
10.3   Preferred Shares							
10.4   Long-Term Commercial Papers							
10.5   Real Estate Investment Trust (REIT)							
10.6   Tier 2 Notes							
10.7   Service Assets							
<b>11 . FIXED DEPOSITS</b>							
11.1   Super/Special Savings							
11.2   Time Deposits	5,262,583.00			5,262,583.00	100,000.00	43,000,000.00	48,362,583.00
<b>12 . INVESTMENT IN TRUST FUND</b>							
<b>TOTAL INVESTMENTS</b>	<b>30,032,110.64</b>	<b>-</b>	<b>-</b>	<b>30,032,110.64</b>	<b>100,000.00</b>	<b>350,550,040.00</b>	<b>380,682,150.64</b>


stats/ava


**ANNUAL STATEMENT for the Year Ended December 31, 2022 of  
CITYPLANS, INCORPORATED**

REPUBLIC OF THE PHILIPPINES  
MANILA } S.S.

MR. JEFFERSON C. ROXAS, President; MR. JOEL C. GOHOC, Executive Vice President and Treasurer; and MR. RUDY GO, Chief Accountant of the Company, being duly sworn, each for himself deposes and says, that they are the herein described officers of the said Company, and that as of the 31st day of December 2022, all the herein described assets were the absolute properties of the said Company, free and clear from any liens or claims thereon, except as therein stated, and that the foregoing statement, with the schedules and explanations therein contained, annexed or referred to are a full and correct statement of all the Assets, Liabilities, Income and Expenses and of the condition and affairs of the said Company as of the 31st day of December 2022 and for the year ended on that date, according to the best of their information, knowledge and belief, respectively.

  
\_\_\_\_\_  
JEFFERSON C. ROXAS, President

  
\_\_\_\_\_  
JOEL C. GOHOC, Executive Vice President & Treasurer

  
\_\_\_\_\_  
RUDY GO, Chief Accountant

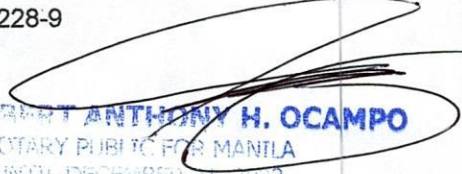


Corporate Residence Certificate No. 00140295  
Issued at Makati City  
on January 12, 2023

Subscribed and sworn to before me in MANILA on APR 25 2023 affiants exhibiting to me their Social Security System Identification Numbers, as follows:

<u>Name</u>	<u>SSS Identification Number</u>
Jefferson C. Roxas	33-8555275-9
Joel C. Gohoc	33-6904420-9
Rudy Go	03-4602228-9

Doc. No. 410  
Page No. 95  
Book No. III  
Series of 2023.

  
**ATTY. ALBERT ANTHONY H. OCAMPO**  
NOTARY PUBLIC FOR MANILA  
UNTIL DECEMBER 31, 2023  
APPOINTMENT NO.: 2022-030  
POLL. NO.: 44239  
IBP NO.: 07884/Lifetime/Laguna  
PTR No.: 0861458/01-04-2023/Manila  
581 Quintin Paredes St., Binondo, Manila